

USER INSTRUCTIONS

ATLAS ADVANCE SAFETY STRAP

P64090	Transfer Aid Safety Strap - Small / Medium
P64107	Transfer Aid Safety Strap - Large / Extra Large

⚠ General Safety Warning ⚠

Please make sure that you read and follow these instructions carefully. Failure to do so can result in injury. Keep these instructions in a safe place for future reference.

INTENDED USE

The Transfer Aid Safety Strap is designed to provide support to the user of the Atlas Advance Transfer Aid over short distance transfers. It may also be used to assist the user rising from or lowering into a seated position, provided a suitable risk assessment is completed. The Transfer Aid Safety Strap is also suitable for transfers on and off the toilet.

Maximum User Weight



Figure 1: Transfer Aid Safety Strap

SAFETY

Warning: The maximum user weight must not be more than 155Kg (24st).

NRS recommend the user wears the safety strap at all times during transfers.


Always perform a risk assessment prior to use. Particularly when using the safety strap to assist the user when rising or lowering.

The user must be able to support their own weight and maintain balance for prolonged periods of time. Do not leave the user unattended when using the product.

USING THE SAFETY STRAP

1. Raising the user:

Position the transfer aid in front of the seated user and apply the brakes.



Loop one side of the safety strap to the button fastener on the handle frame.

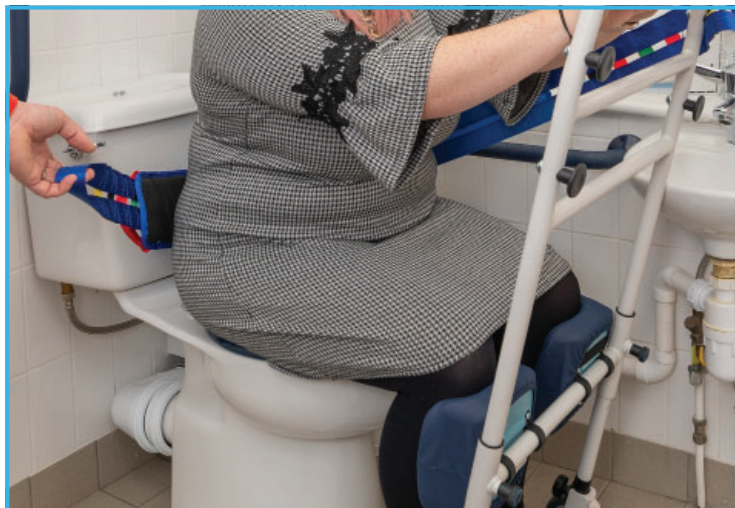
Note: There are two button fastener heights. Choose the height which gives the most comfortable strap location for the user. The strap must be secured to the button fasteners at the same height on each side.



Make sure the safety strap has fully engaged the button fastener.



Loop the safety strap to the corresponding button fastener on the other side of the handle frame.



Pass the strap loosely around the user.



Make sure the safety strap has fully engaged the button fastener.

Reverse the steps to release the safety strap.

Lowering the User:

Position the transfer aid in front of the toilet / seat and apply the brake.




The carer should place one foot on the transfer aid and hold the handle to counterbalance the transfer aid.

Using the safety strap, guide the user to a standing position.



The carer should place one foot on the transfer aid and hold the handle to counterbalance the transfer aid.



Unhook one side of the safety strap from the transfer aid.



Guide the user to a seated position using the safety strap.

CLEANING

Refer to the label on the product for reference.

Machine wash at 60°C using a mild detergent. Do not steam clean.

Please check the suitability of the cleaning product before use. Do not use abrasive cleaners or cloths as these could permanently damage the surface and invalidate any warranty.

Allow the product to fully dry prior to use/storage.

MAINTENANCE

Inspect the product regularly for signs of wear. Any suspected faults or damage should immediately be reported to the supplier and the product taken out of use.

PRODUCT DISPOSAL

This product should be thoroughly cleaned prior to disposal.

This product can be disposed of through Local Authority Household Waste and Recycling Centres or through Local Trade Waste Collectors.

PRODUCT GUARANTEE

NRS Healthcare guarantee this product for a period of 12 months, from the date of purchase, against faulty materials and workmanship.

This guarantee does not cover; abuse, misuse, interference or tampering with any part of the product.

Any guarantee issued by NRS Healthcare does not affect your statutory rights.



NRS HEALTHCARE Sherwood House,
Cartwright Way, Forest Business Park, Bardon
Hill, Coalville, Leicestershire, LE67 1UB, UK.



NRS HEALTHCARE 4C Altona Road, Blaris
Industrial Estate, Lisburn, Co Antrim,
Northern Ireland BT27 5QB

Tel: Customer Services: 0345 121 8111

Email: customerservice@nrshealthcare.co.uk

NRS Healthcare is a leading supplier of community equipment and daily living aids.

Please visit one of our websites to view our full range of products:

www.healthcarepro.co.uk or www.completecareshop.co.uk