

New Aerolight-Travel Ramp

Instructions for use

Product code: AXT

Before use

- Remove all packaging and ensure the ramps have not been damaged in transit. Retain packaging.
- Carefully read the instructions and warning texts before using the ramps
- Keep instructions for reference
- On each ramp you will find a label that shows the maximum permitted load for the ramp.

To Deploy

1. Attach the bag using the short strap around the wheelchair handles and the long strap around the seat or suitable part of the wheelchair. Check the bag is securely attached.
2. Carry the ramp using the handle.
3. Ensure the ground/surface at both upper and lower levels is firm and stable.
4. Check ramp is long enough to cover the step/rise. The ramps are designed for use between 1:4 and 1:20 gradient (dependent on safe application and use requirements).
5. Place the ramp in position with the lip fully on the upper level, central to the chosen route (pic. A). The unique design of the end lips holds the ramp in position.
6. Ensure the ramps do not become dislodged in use. Check ramp is firmly located and stable each time it is used.



Maintenance

- If the ramps become damaged or slippery in any way they should not be used (contact supplier/manufacturer).
- The ramps may be cleaned with normal cleaning products.
- Maximum recommended cleaning temperature 50°C, please enquire for further details on use with industrial cleaning machines
- If you no longer require this product and it has been supplied to you as loan equipment from your local authority or a charity, please contact the service who loaned it to you and discuss its return/removal from your property. If this is your own product and you wish to dispose of it, please liaise with a local recycling service.

Warranty

- NEW Aerolight ramps are designed and optimised for disability/mobility use
- The ramps carry a comprehensive 2 year warranty for normal use, conditions apply.
- Use other than published/intended will void the warranty.
- The ramps are not designed for permanent outside use and must not be fixed down.
- Any modification/repair other than by manufacturer will void the warranty.
- Ramps will not be repaired/replaced if the serial number plaque has been removed/replaced.



RampCentre is a registered trademark of Enable Access, AL9 5SD. We undertake a policy of continual review and research, which may lead to changes in product appearance and specification. Date of Issue: 09 Dec 2020



Enable Access, Marshmoor Works, Great North Road, North Mymms, Hatfield, AL9 5SD, UK.



Enable Access Global Ltd, 27 Phibsboro Place, Dublin 7, D07 V20, Republic of Ireland





For technical support or details on your nearest stockist please call 020 8275 0375

New Aerolight-Travel Ramp

Instructions for use

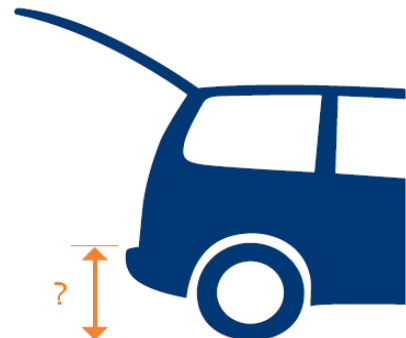
Product code: AXT

Gradient/Slope

1:6 (10°)		Acceptable in some cases for assisted access and powered wheelchairs.
1:8 (8°)		A good balance between gradient and space use, suited for events etc.
1:12 (5°)		Often required by social services/local authorities. Minimum required Building Regs Doc M for installed ramps.
1:15 (4°)		Sometimes required by social services/local authorities for independent access.

Ramp Length

- a. Measure the step height / level difference.
(Total height of steps or height to resting point on vehicle).



- b. Use the Ramp Length Guide to decide which length you need.

Ramp Length Guide

Step height/level difference (up to)	Length at 1:6	Length at 1:8	Length at 1:12
10cm (4")	60cm (2')	80cm (2' 7")	120cm (3' 11")
15cm (6")	90cm (2' 11")	120cm (3' 11")	180cm (5' 11")
20cm (8")	120cm (3' 11")	160cm (5' 3")	240cm (7' 10")
25cm (10")	150cm (4' 11")	200cm (6' 7")	300cm (9' 10")
30cm (1')	180cm (5' 11")	240cm (7' 10")	360cm (11' 10")
45cm (1' 6")	270cm (8' 10")	360cm (11' 10")	540cm (17' 9")
60cm (2')	360cm (11' 10")	480cm (15' 9")	720cm (23' 7")

RampCentre is a registered trademark of Enable Access, AL9 5SD. We undertake a policy of continual review and research, which may lead to changes in product appearance and specification. Date of Issue: 09 Dec 2020



Enable Access, Marshmoor Works, Great North Road, North Mymms, Hatfield, AL9 5SD, UK.

EC REP Enable Access Global Ltd, 27 Phibsboro Place, Dublin 7, D07 V20, Republic of Ireland

For technical support or details on your nearest stockist please call 020 8275 0375