



Lifemax **High Vision LED Lights**



**Thank you for purchasing a light from the Lifemax
High Vision LED range. Your new light benefits
from low power consumption and flicker free light
thanks to cutting edge LED technology. To get the
best from your purchase, please carefully read the
following instructions.**

**Lifemax Ltd
1 Pipers Court, Thatcham
RG19 4ER. United Kingdom.**

www.lifemaxuk.co.uk

Helpline: 01635 874323





1605F Floor Version

Your High Vision LED Floor Light requires assembly before use.

The light consists of:

- | | |
|------------------|---------------|
| 1. Weighted base | 2. Main Pole |
| 3. Main Pole | 4. Light head |

The power cable is pre-threaded through the main poles.

To assemble your light:

a. Start by removing the black plastic packing spacers from the end of pole three (the end that will join to pole 2) and the end of pole 4.

b. Lay poles 2, 3 and 4 in a straight line on the floor. Gently pull the connector jack located at the bottom of pole 2 drawing the excess cable to bring the three poles close together.

c. Screw the three poles together, taking care not to twist or damage the power cable.

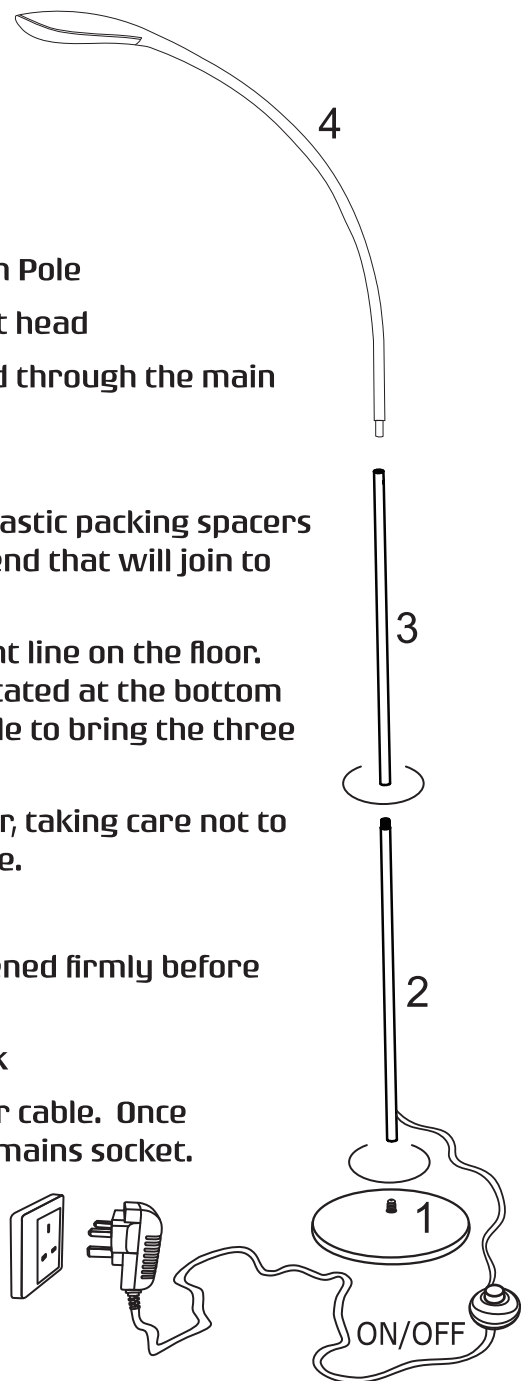
d. Screw base 1 to pole 2.

Ensure all connections are tightened firmly before operating the light.

Once assembled, connect the jack

between the light and the power cable. Once connected insert the plug into a mains socket.

The light may be turned on or off using the inline floor switch.



www.lifemaxuk.co.uk



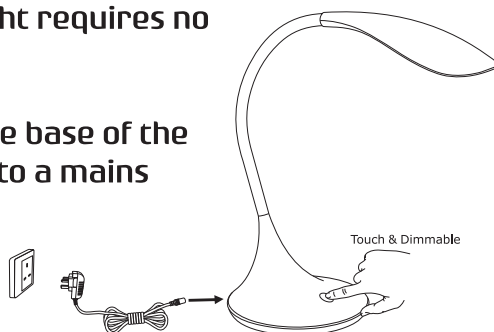


1605D Desk Version

Your High Vision LED Desk Light requires no assembly.

Simply insert the jack into the base of the light and plug the adapter into a mains socket.

To turn the light on, lightly press the touch sensor.



Press the touch sensor repeatedly to switch between low, medium and high brightness levels.

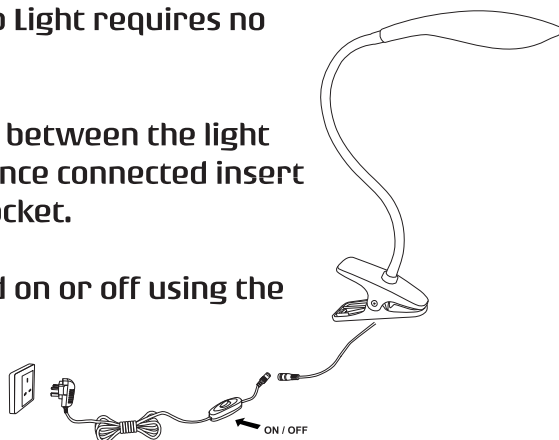
To turn the light off, press the touch sensor again.

1605C Clip Version

Your High Vision LED Clip Light requires no assembly.

Simply connect the jack between the light and the power cable. Once connected insert the plug into a mains socket.

The light may be turned on or off using the inline switch.



Helpline: 01635 874323





1605F High Vision LED Floor Light

1605D High Vision LED Desk Light

1605C High Vision LED Clip Light



This is the WEEE symbol. It indicates that when the end-user discards this product, it must be sent to separate collection facilities for recovery and recycling. By separating this product from other household-type waste, the volume of waste sent to incinerators or land-fills will be reduced and natural resources will thus be conserved. Lifemax Ltd provide an end-of-life solution for this product when sold in the UK by accepting back any end of life items for processing by a local registered waste disposal company.



The external flexible cable or cord of this luminaire cannot be replaced; if the cord is damaged, the luminaire shall be destroyed.

Helpline: 01635 874323

