

USER INSTRUCTIONS

WALL MOUNTED FOLDING SHOWER SEAT

M48787 Shower Seat with Legs

M53552 Shower Seat with Legs & Padded Seat

General Safety Warning

Please make sure that you read and follow these instructions carefully. Keep these instructions in a safe place for future reference.

Maximum User Weight



1. INTENDED USE

For use in a shower to provide a stable, seated support, where a user is unable to stand for long periods (i.e. during showering). It can be folded up against the wall when not in use.



M48787



M53552

2. SAFETY

This Shower Seat should be correctly installed by a suitably qualified, competent person.

Only install the product in an area where the mounting surface is structurally sound (strengthening modifications to the fixing surface may be needed).

This product must be secured to the wall using fasteners which are appropriate to the structural base material.

DO NOT install in fibreglass/acrylic shower enclosures with insufficient stiffness and strength.

The maximum user weight for this product is 160 kg (25 st) based on the product being fitted to a suitable surface using appropriate fixings and fitted by a competent person.

We recommend waterproofing, and using non-rusting fixings. Apply sealant around wall contact points to avoid water ingress.

Inspect the product at regular intervals for wear and damage, do not use if unstable or the rubber feet are damaged.

3. UNPACKING

Remove the packaging and check all parts carefully. Contact your supplier immediately if parts are missing or damaged and do not try and assemble.

4. ASSEMBLY/INSTALLATION

4.1 Fitting and Height Adjustment

1. Identify the correct height and position for the seat within the shower.

Warning: When choosing the position, check there are no concealed electrical cables or pipework near to where the fixing holes are to be drilled.

2. Using the e-clips and external leg holes, adjust the leg extension tubes to the correct height for the user. For finer adjustment, the legs may be adjusted individually by unscrewing the threaded feet and locking into position by tightening the nut.
3. With the seat in the down position, 90 degrees to the wall, and the legs vertical, with the feet flat and secure to the shower base, mark the fixing hole positions for the wall mounting bracket on the wall.
4. Using appropriate, non-rusting screws and fixings, secure the mounting bracket to the wall.
5. Check the seat can be raised and lowered without interference, and that the feet are securely in contact with the shower base.
6. Check seat is firm and secure.

5. IN USE

- Before using, test with both hands, to check the seat is securely fastened to the wall.
- To lower; pull down on the seat edge.
- Ensure both legs are level and in contact with the shower floor before sitting.

- Sit centrally on the shower seat.
- After use, you may lift the seat up against the wall.
- Do not stand on the seat.
- Do not lower, or raise, the seat using the legs, as this may cause damage.

6. MAINTENANCE

- Inspect the seat at regular intervals, ensure the product is stable and rigid.
- Check all fixings are fully tightened and in good condition.
- Check ferrules monthly for signs of wear.

7. CLEANING INSTRUCTIONS

The frame & seat may be cleaned using a non-abrasive cream cleaner or detergent solution.

8. PRODUCT DISPOSAL

Thoroughly clean/sterilise this product before disposal.

This product is manufactured from metal and plastic and can be disposed of through Local Authority Household Waste and Recycling Centres or through Local Trade Waste Collectors.

9. PRODUCT GUARANTEE












NRS Healthcare guarantee this product for a period of 24 months, from the date of purchase, against faulty materials and workmanship.

This guarantee does not cover abuse, interference or tampering with any part of the products. Issues arising from fair wear & tear and customer misuse are not covered.

This guarantee covers domestic use only. If the product is used in commercial or semi-commercial settings such as care homes, schools, rental or communal accommodation etc, the guarantee is valid for one year only. Consumable parts are also guaranteed for one year only.

Any guarantee issued by NRS Healthcare does not affect your statutory rights.

10. GLOSSARY

	Manufacturer		Batch Reference Code		Consult the instructions for use
	Important Note		Authorised representative in the European Community		Medical Device
	Item/Catalogue number		European Conformity/Conformité Européene		UK conformity assessed marking
	Maximum User Weight		Warning		



NRS HEALTHCARE Sherwood House,
Cartwright Way, Forest Business Park
Bardon Hill, Coalville, Leicestershire,
LE67 1UB, UK.



NRS HEALTHCARE 4C Altona Road,
Blaris Industrial Estate, Lisburn, Co
Antrim, Northern Ireland BT27 5QB

Tel: Customer Services: +44 (0)345 121 8111
Email: customerservice@nrshealthcare.co.uk

Email: exportsales@nrshealthcare.co.uk

NRS Healthcare is a leading supplier of community equipment and daily living aids.
Please visit one of our websites to view our full range of products:
www.healthcarepro.co.uk or www.completecareshop.co.uk