


Suspended Bath Seat

Description	Product Code
Suspended Bath Seat	S54547



Features and Benefits

- Lightweight design for convenience
- Textured seat with drain holes for comfort and safety
- Adjustable for different width baths
- Supplied part-assembled - no tools needed
- Metal and plastic parts for durability and ease of cleaning

Suspended Bath Seat

Product Description

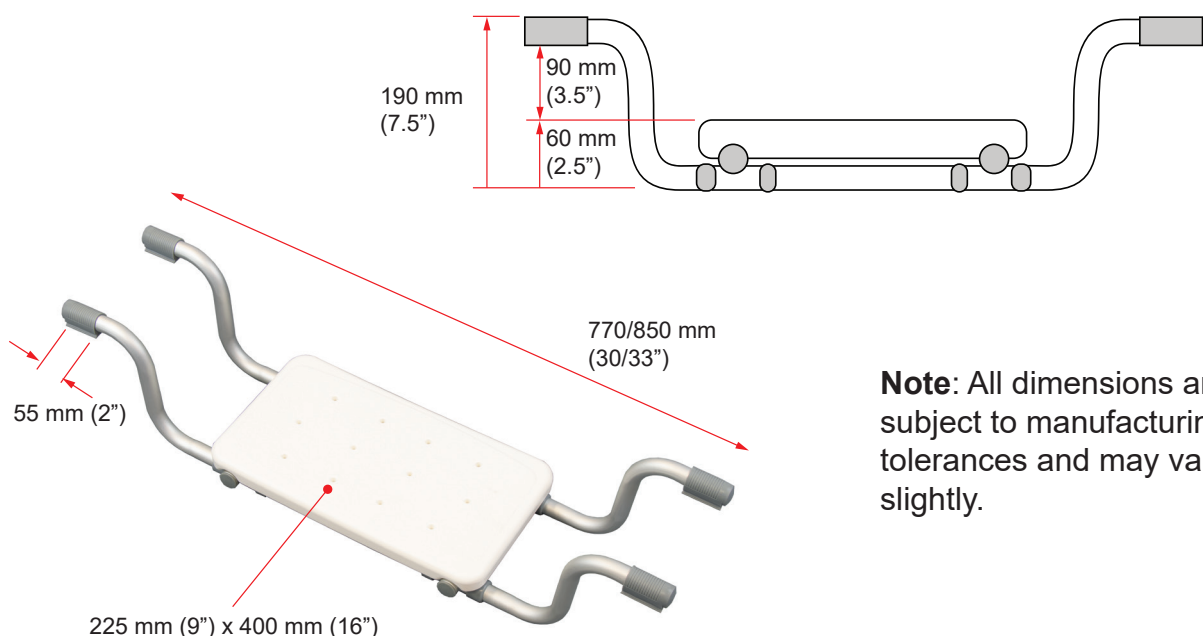
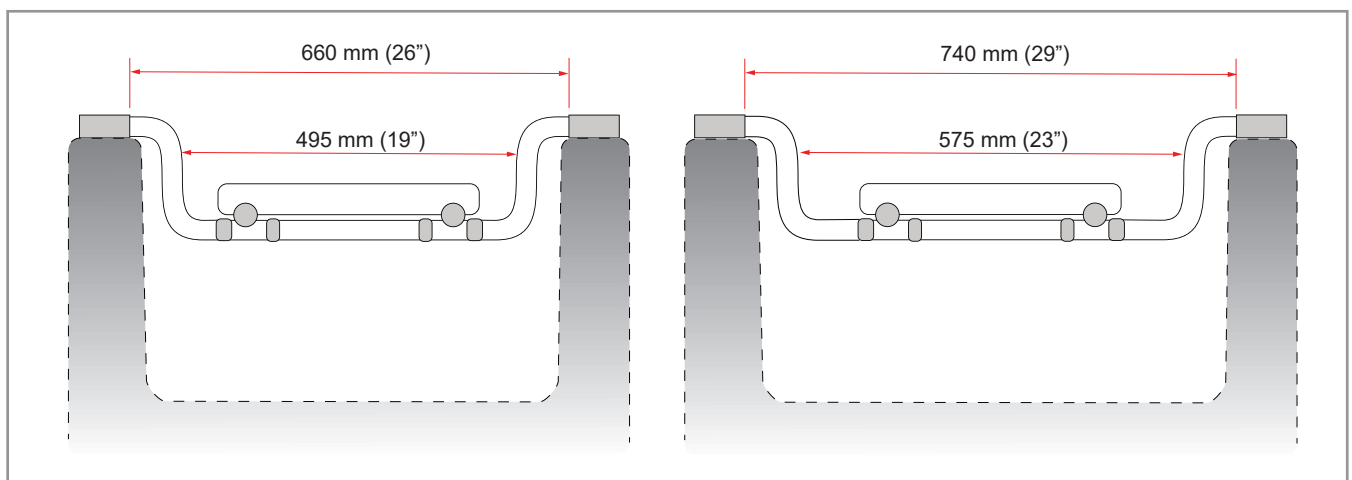
A lightweight bath seat to provide a raised seating position in a standard bath to help users who need to sit comfortably during bathing.

We supply the seat already part-assembled. Simply insert the legs to the frame. E-clips allow easy adjustment to suit different width baths. Fitting takes seconds, by simply resting the bath seat across the two sides of the bath. Easy-clean plastic and metal parts provide excellent hygiene. The seat has drain holes and a textured surface to provide safety and comfort for the user.

Note: The seat is suitable for most popular parallel-sided baths with flat top edges of equal height. Not suitable for corner baths, or baths with uneven or profiled top edges.

Product Technical Details

- Metal frame. Plastic (high density polyethylene) textured seat with drain holes.
- For use in popular parallel-sided baths with level, flat sides.
- Maximum User Weight: 136 kg (21 st).
- Adjustable to two widths.
- Product Weight: 1.1 kg (2.4 lbs).



Note: All dimensions are subject to manufacturing tolerances and may vary slightly.

Replaces

- Nothing - a new product for 2023.

Standard Features

- NRS guarantee - refer to the Terms and Conditions on our website