

# USER INSTRUCTIONS

## NRS COMMUNITY BED GRAB RAIL MK2

P94367

NRS Community Bed Grab Rail MK2

### ⚠ General Safety Warning ⚠

Please make sure that you read and follow these instructions carefully. Keep these instructions in a safe place for future reference.

### 1. INTENDED USE

The Community Bed Grab Rail MK2 provides a stable support to assist users getting into and out of bed. It can also be used to aid repositioning when lying in bed.

This product is designed for use with profiling metal framed community beds with 50mm x 25mm (2" x 1") rectangular side tubes.

Subject to a risk assessment this product can be fitted to the bed with most side rails already in place (excluding 'mesh' side rails).

### 2. SAFETY

**Warning:** The maximum user weight must not be more than 160Kg (25st).

**Warning:** To avoid possible head entrapment, you must position the grab rail at least 318mm (12.5") away from the headboard or footboard.

An individual risk assessment must be carried out for each user of the grab rail on a case by case basis.

The assessment must include the suitability of the grab rail with the user as well as the compatibility and position of the grab rail to the bed (including any fitted accessories such as side rails and cot bumpers).

ALWAYS check the profiling operation of the bed with the grab rail already fixed in position, for any potential risks prior to use.

To prevent hand entrapment do not hold the grab rail when altering the profile of the bed.

Take care on beds with rising backrests. In some cases, when the backrest raises the gap between the grab rail and the bed could become less than 25mm (1").

Not suitable for use by children.

### 3. UNPACKING

Remove the packaging and check all parts carefully. Contact your supplier immediately if parts are missing or damaged and do not try to install.

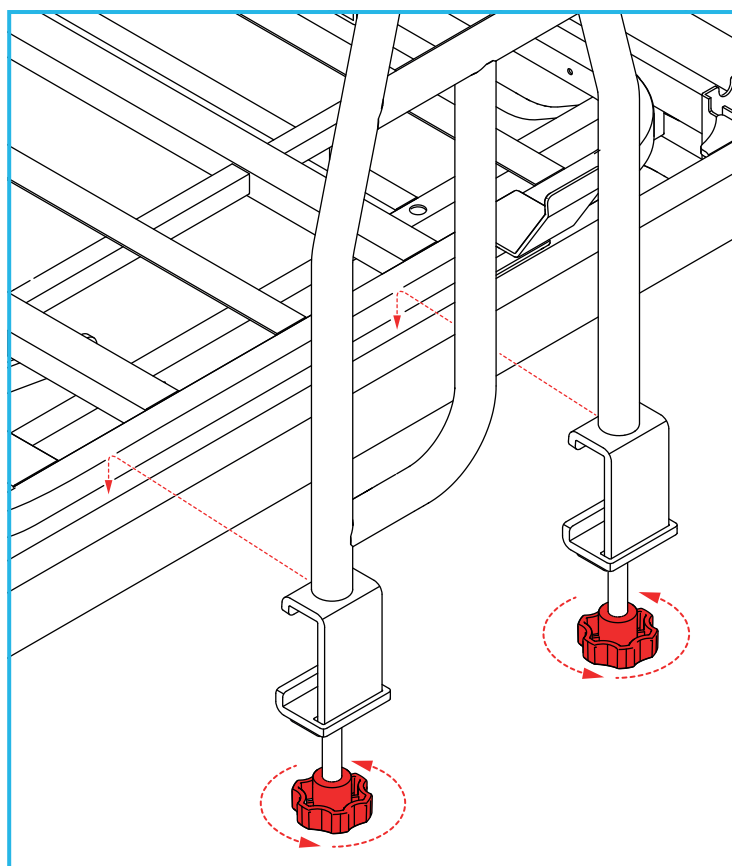
### Maximum User Weight



### 4. INSTALLATION

#### 4.1 Install the Grab Rail:

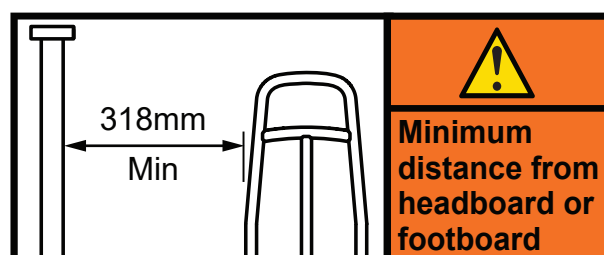
The grab rail is supplied fully assembled and only requires fixing to the bed frame.



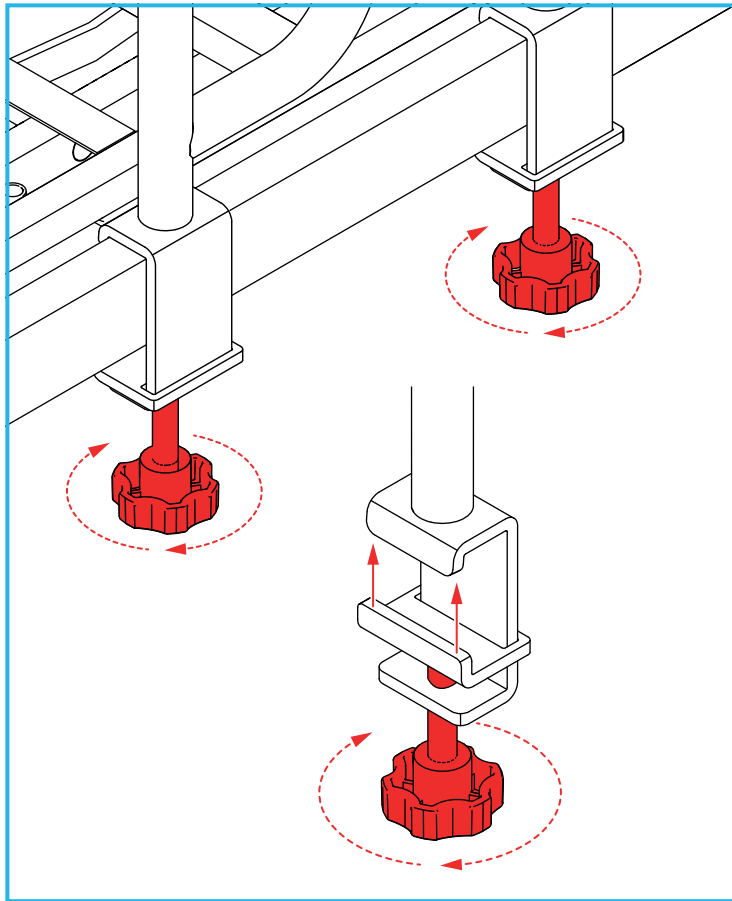
Loosen both hand-wheels fully to enable the fixing bracket to fit over the bed frame.

Hook the grab rail over the bed frame.

**Note:** Do not fully tighten the hand-wheels until the grab rail has been adjusted.



Adjust the grab rail in accordance with the safety precautions (refer to Section 2).



Secure the grab rail to the bed frame by turning both hand-wheels clockwise until the locking brackets are fully tight.

To remove the grab handle, reverse the steps above.

## 5. MAINTENANCE

**Weekly:** Check the grab rail is correctly positioned and the hand wheels are secure and tight.

**Regularly:** Inspect the product for signs of wear or damage.

Any suspected faults or damage should immediately be reported to the supplier and the product taken out of use.

## 6. CLEANING INSTRUCTIONS.

Clean regularly using a general purpose, neutral detergent and warm water.

Please check the suitability of the cleaning products before use.

Do not use abrasive cleaners or cloths as these could permanently damage the surface and invalidate any warranty.

DO NOT use solvents to clean the product.

To disinfect, wipe with a dilute bleach solution, and rinse thoroughly with fresh water.

Allow product to fully dry prior to use/storage.

## 7. PRODUCT DISPOSAL

This product must be thoroughly cleaned/sterilised prior to disposal.

This product is manufactured from metal & plastic and can be disposed of through Local Authority Household Waste and Recycling Centres or through Local Trade Waste Collectors.

## 8. PRODUCT GUARANTEE

NRS Healthcare guarantee this product for a period of 12 months, from the date of purchase, against faulty materials and workmanship.

This guarantee does not cover; fair wear & tear, abuse, misuse, interference or tampering with any part of the product.

Any guarantee issued by NRS Healthcare does not affect your statutory rights.

If you have any problems with our products, please contact us at the address below.

If you have experienced an injury, contact us but feel free to contact the Medical and Healthcare products Regulatory Agency at:

[devices.regulatory@mhra.gov.uk](mailto:devices.regulatory@mhra.gov.uk)



**NRS HEALTHCARE** Sherwood House,  
Cartwright Way, Forest Business Park, Bardon  
Hill, Coalville, Leicestershire, LE67 1UB, UK.



**NRS HEALTHCARE** 4C Altona Road, Blaris  
Industrial Estate, Lisburn, Co Antrim,  
Northern Ireland BT27 5QB

Tel: Customer Services: 0345 121 8111

Email: [customerservice@nrshealthcare.co.uk](mailto:customerservice@nrshealthcare.co.uk)

**NRS Healthcare** is a leading supplier of community equipment and daily living aids.

Please visit one of our websites to view our full range of products:

[www.healthcarepro.co.uk](http://www.healthcarepro.co.uk) or [www.completecareshop.co.uk](http://www.completecareshop.co.uk)