

NEW Aerolight-Lifestyle

Instructions for use

Product codes: AL18, AL21, AL24, AL27, AL28

Before use

- Remove all packaging and ensure the ramps have not been damaged in transit. Retain packaging.
- Carefully read the instructions and warning texts before using the ramps
- Keep instructions for reference
- On each ramp you will find a label that shows the maximum permitted load for the ramp.



To Deploy

1. Carry each half of the ramp separately and using both handles (pic. A).
2. Ensure the ground/surface at both upper and lower levels is firm and stable.
3. Check ramp is long enough to cover the step/rise. The ramps are designed for use between 1:4 and 1:20 gradient (dependent on safe application and use requirements).
4. Open one half of the ramp.
5. Place this half in position with the lip fully on the upper level, and the hook side central to the chosen route (pic. B). The unique design of the end lips holds the ramp in position.
6. Open the other half of the ramp
7. Lie this down next to the first ramp, and slide together ensuring that the hooks on the inside hinges locate fully (pic. C & D).
8. Ensure the ramps do not become dislodged in use. Check ramps are firmly located and stable each time they are used.
9. For storage take the ramps up and close again one at a time. For ultra compact storage the ramps can be interlocked.

Important Note: The recommended use for NEW Aerolight-Lifestyle wheelchair access ramps is wheelchairs and scooters

Maintenance

- If the ramps become damaged or slippery in any way, they should not be used (contact supplier)
- The ramps may be cleaned with normal cleaning products and left to dry before use.
- Maximum recommended cleaning temperature 50°C, please enquire for further details on use with industrial cleaning machines
- For disposal of these products, please liaise with a metals recycling contractor. If you no longer require this product and it was loaned to you by a local authority, please contact them to discuss its removal from your property.



RampCentre is a registered trademark of Enable Access, LU7 4UH. We undertake a policy of continual review and research, which may lead to changes in product appearance and specification. Date of Issue: 15 August 2022



Enable Access, Unit R, Cherrycourt Way, Leighton Buzzard, LU7 4UH, UK.



Enable Access Global Ltd, 27 Phibsboro Place, Dublin 7, D07 V20, Republic of Ireland

For technical support or details on your nearest stockist please call 020 8275 0375

Enable Access

Unit R | Cherrycourt Way | Leighton Buzzard | LU7 4UH | UK

T: +44 (0)20 8275 0375 E: sales@enable-access.com

W: www.enable-access.com

NEW Aerolight-Lifestyle

Instructions for use

Product codes: AL18, AL21, AL24, AL27, AL28

Warranty

- NEW Aerolight ramps are designed and optimised for disability/mobility use
- The ramps carry a comprehensive 2-year warranty for normal use, conditions apply.
- Use other than published/intended will void the warranty.
- The ramps are not designed for permanent outside use and must not be fixed down.
- Any modification/repair other than by manufacturer will void the warranty.
- Ramps will not be repaired/replaced if the serial number plaque has been removed/replaced.

Accessories Available (contact supplier/manufacturer to order)

- Warning cone **AWC**
 - Wall strap kit **AWK**
- Other products available include lightweight platforms, ramp joining supports and handrail kits

Code	Length	Ramp Width*	Lip Width	Capacity	Weight (Each Half)	Stored Dimensions LxWxD
AL18	180cm (6')	74cm (29")	69.6cm (27.4")	350kg (55st)	7.8kg (17lbs)	95 x 37 x 25cm (37 x 15 x 10ins)
AL21	210cm (7')	74cm (29")	69.6cm (27.4")	300kg (47st)	8.8kg (19lbs)	110 x 37 x 25cm (43 x 15 x 10ins)
AL24	240cm (8')	74cm (29")	69.6cm (27.4")	250kg (39st)	9.8kg (22lbs)	125 x 37 x 25cm (49 x 15 x 10ins)
AL27	270cm (9')	74cm (29")	69.6cm (27.4")	250kg (39st)	10.9kg (24lbs)	140 x 37 x 25cm (55 x 15 x 10ins)

* Ramp width excludes handles

RampCentre is a registered trademark of Enable Access, LU7 4UH. We undertake a policy of continual review and research, which may lead to changes in product appearance and specification. Date of Issue: 15 August 2022



Enable Access, Unit R, Cherrycourt Way, Leighton Buzzard, LU7 4UH, UK.



Enable Access Global Ltd, 27 Phibsboro Place, Dublin 7, D07 V20, Republic of Ireland

For technical support or details on your nearest stockist please call 020 8275 0375

Enable Access

Unit R | Cherrycourt Way | Leighton Buzzard | LU7 4UH | UK

T: +44 (0)20 8275 0375 **E:** sales@enable-access.com

W: www.enable-access.com

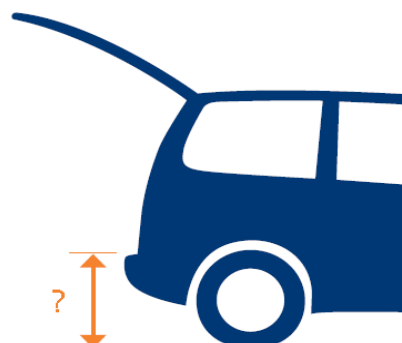
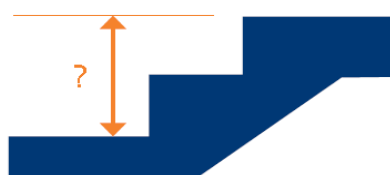
NEW Aerolight-Lifestyle

Instructions for use

Product codes: AL18, AL21, AL24, AL27, AL28

Ramp Length

- a.** Measure the step height / level difference.
(Total height of steps or height to resting point on vehicle).



- b.** Use the Ramp Length Guide to decide which length you need.

Ramp Length Guide

Step height/level difference (up to)	Length at 1:6	Length at 1:8	Length at 1:12
10cm (4")	60cm (2')	80cm (2' 7")	120cm (3' 11")
15cm (6")	90cm (2' 11")	120cm (3' 11")	180cm (5' 11")
20cm (8")	120cm (3' 11")	160cm (5' 3")	240cm (7' 10")
25cm (10")	150cm (4' 11")	200cm (6' 7")	300cm (9' 10")
30cm (1')	180cm (5' 11")	240cm (7' 10")	360cm (11' 10")
45cm (1' 6")	270cm (8' 10")	360cm (11' 10")	540cm (17' 9")
60cm (2')	360cm (11' 10")	480cm (15' 9")	720cm (23' 7")

Gradient/Slope

1:6 (10°)



Acceptable in some cases for assisted access and powered wheelchairs.

1:8 (8°)



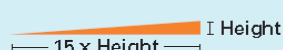
A good balance between gradient and space use, suited for events etc.

1:12 (5°)



Often required by social services/local authorities. Minimum required Building Regs Doc M for installed ramps.

1:15 (4°)



Sometimes required by social services/local authorities for independent access.

RampCentre is a registered trademark of Enable Access, LU7 4UH. We undertake a policy of continual review and research, which may lead to changes in product appearance and specification. Date of Issue: 15 August 2022



Enable Access, Unit R, Cherrycourt Way, Leighton Buzzard, LU7 4UH, UK.



Enable Access Global Ltd, 27 Phibsboro Place, Dublin 7, D07 V20, Republic of Ireland

For technical support or details on your nearest stockist please call 020 8275 0375

Enable Access

Unit R | Cherrycourt Way | Leighton Buzzard | LU7 4UH | UK

T: +44 (0)20 8275 0375 **E:** sales@enable-access.com

W: www.enable-access.com