



USER GUIDE

Product Model/Code: PTKD01
Manual v.1.0



PAGE CONTENTS

Important Safety Instructions pg 4

Know your Kettle pg 6

Operation pg 10

Before Initial Use

Boil-Dry Protect

Care and Cleaning pg 12

Removal of Mineral Deposits

Cleaning the Housing


Cleaning the Filter

Storage


Warranty pg 15

Warranty Form pg 17


IMPORTANT SAFETY INSTRUCTIONS

-  Please read all of this instruction manual before using your Uccello Kettle. Store/save this manual in a safe place for future reference.

Before Use

- Before connecting the Uccello Kettle to the power supply, check that the voltage indicated on the appliance corresponds with the voltage in your home. If this is not the case, **do not** use the Kettle and contact your Uccello Kettle Dealer.
-  Check that the cord supplied is free from defects. If the cord is damaged **do not** use the Kettle and contact your Uccello Kettle Dealer.

During/After Operation

- Only operate the Uccello Kettle on a flat and stable surface, out of reach of children.
 - To avoid the risk of damaging the heat elements inside the Uccello Kettle, do not operate without water inside the Kettle.
-  Do not fill the Uccello Kettle beyond its maximum safe fill level of 1.5L (labelled MAX on the Water Level Indicator). Boiling an overfilled Kettle runs the risk of boiling water being ejected.

- Should you accidentally allow the Uccello Kettle to operate without water, the Boil-Dry protection will automatically switch the Kettle off. If this should occur, allow the Kettle to completely cool before filling with cold water and re-boiling.



Be cautious of steam exiting the spout whilst boiling water and whilst opening the lid after the boiling cycle. Contact with steam can cause scalding. To avoid scalding, always ensure the lid is closed whilst the Kettle is boiling.

- This appliance is not intended for use by persons (including children) with reduced physical, sensory or mental capabilities or lack of experience and knowledge unless they have been given initial supervision or instruction concerning the use of the appliance by a person responsible for their safety. Children should be supervised to ensure that they do not play with the appliance. The Uccello Kettle is not a toy.
- Always take care when pouring boiling water. Make sure to pour slowly and carefully, ensuring not to tip the Uccello Kettle too fast.
- Take care when opening the lid whilst the Kettle is hot.
- Do not touch the Uccello Kettle whilst hot, except for the handle and Open Lid Button.



Extreme caution must be taken when handling the Uccello Kettle containing hot water.

IMPORTANT SAFETY INSTRUCTIONS

General Safety Information

- Only use the Cradle with the Uccello Kettle.
- Only use the Uccello Kettle with the Cradle.
- Unplug the Uccello Kettle from the power outlet when not in use and before cleaning. When cleaning, ensure the Uccello Kettle is completely cool.



Do not let the cord come into contact with hot surfaces. Do not place any or all parts of the Uccello Kettle on or near a hot gas plate or electric burner, or in a heated oven.



Do not let the power cord hang over the edge of tables, counters etc.



To avoid fire, electric shock or personal injury, do not immerse the cord, plug or Uccello Kettle in water or other liquids.

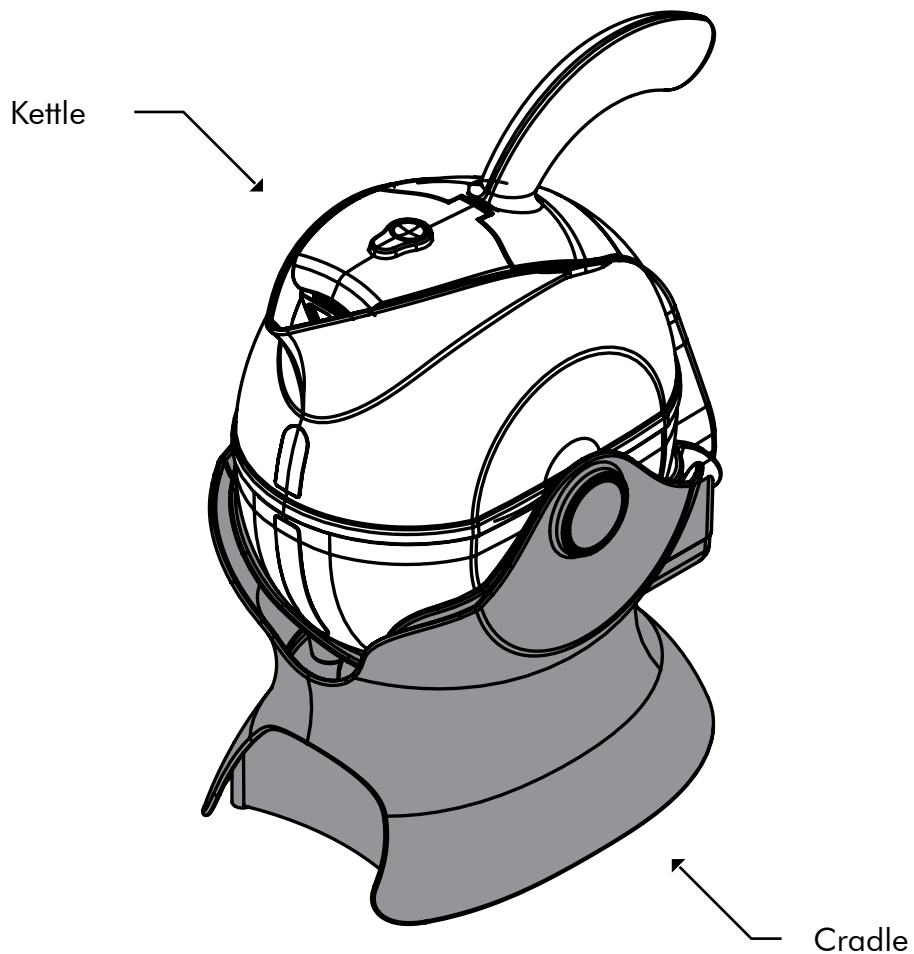


The use of attachments that are not recommended by Uccello Designs may result in fire, electric shock or personal injury

- The Uccello Kettle is intended to be used in household applications for domestic use. Do not use the Uccello Kettle outdoors.

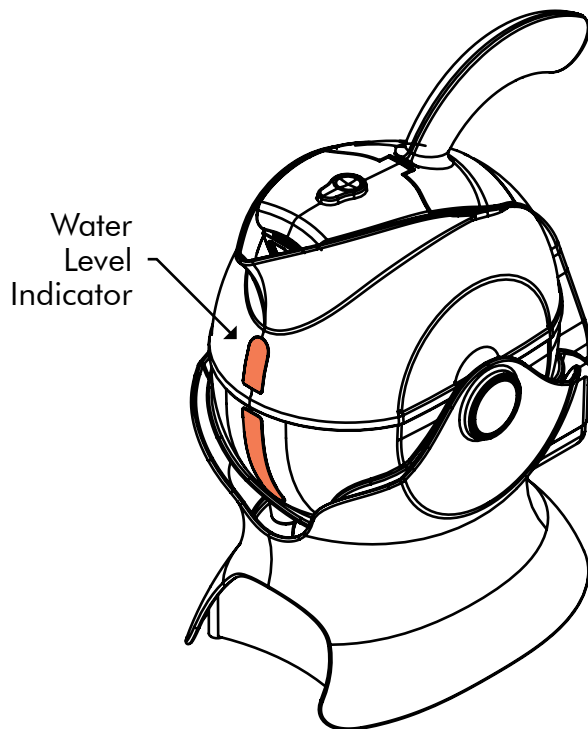
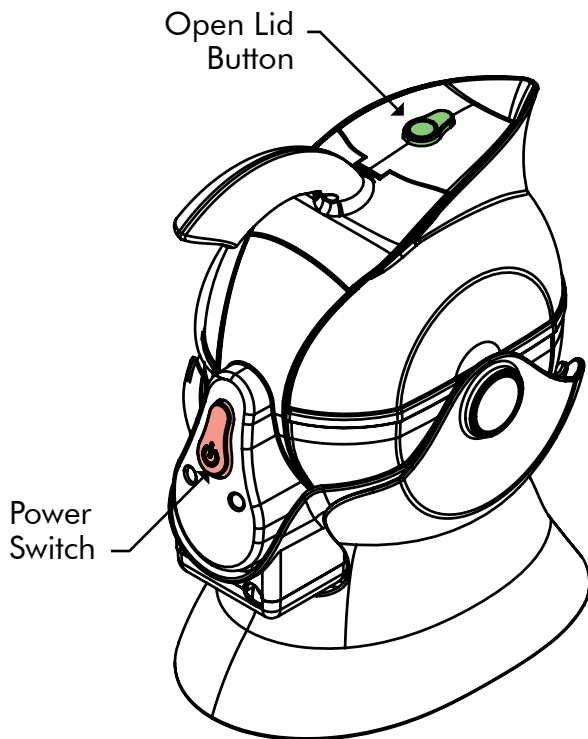
KNOW YOUR KETTLE

Main Parts



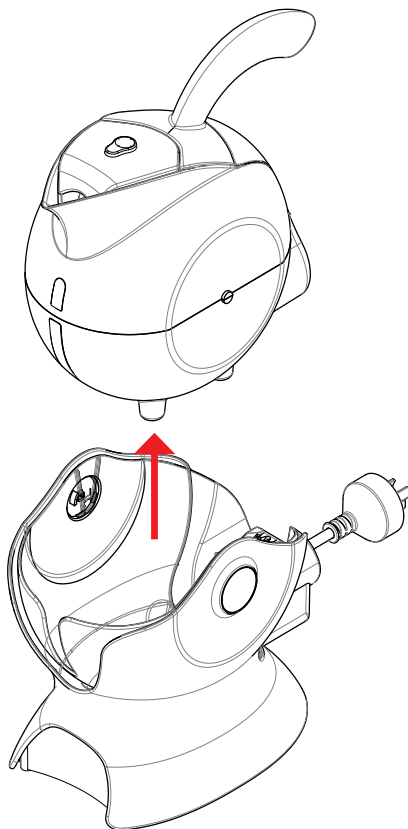
KNOW YOUR KETTLE

Kettle Parts



Detaching from the Cradle

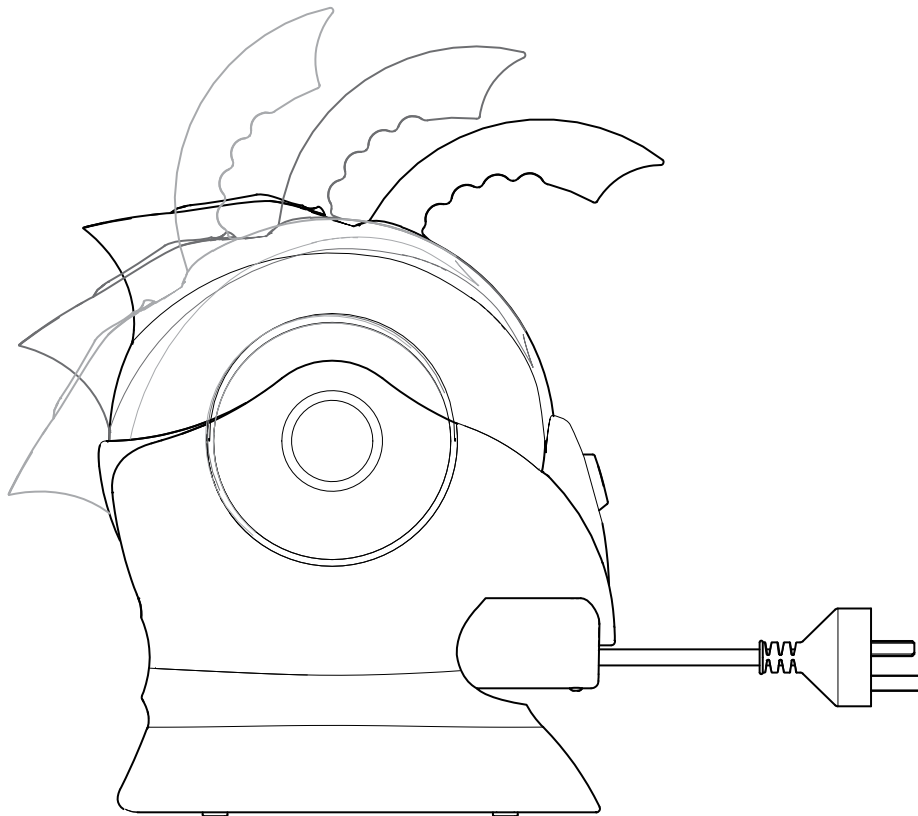
The Uccello Kettle can be lifted out of the Cradle and used independently for pouring and filling. The Kettle can only be boiled whilst sitting in the Cradle.



KNOW YOUR KETTLE

Unit Rotation

The Uccello Kettle, whilst in the Cradle, can rotate on a vertical axis up to 80°, allowing you to pour boiled water without the need to lift the Kettle.



OPERATION

Before Initial Use

If you are using your Uccello Kettle for the first time, it is recommended that you clean your Kettle before use by boiling a full Kettle of water twice and then discarding the water.

Kettle Operation

1. To fill water into the Uccello Kettle, remove it from the power base and open the lid by pressing the Open Lid Button. Fill with the desired amount of water. Always fill the Uccello Kettle between the minimum (0.7L) and maximum (1.5L) marks. Too little water will result in the Kettle switching off before the water has boiled.

NOTE: Do not fill the water over the maximum level as water may spill out of the spout when boiling. Ensure that the lid is firmly in place before connecting the power cord to the outlet.

2. Position the Uccello Kettle in the Cradle.
3. Connect the plug into a power outlet. Press the Switch Button below the handle. The Indicating Lights inside the Kettle will light up. The Kettle will switch off automatically once the water has boiled and the light extinguishes. You can shut off the power by pressing the switch button at any point during boiling water.

NOTE: Ensure that switch is clear of obstructions and the lid is firmly closed. The Kettle will not turn off if the switch is constrained or if the lid is left open.

4. While holding the handle rotate the Uccello Kettle in the Cradle to pour the water.

NOTE: Operate carefully when pouring the water from your Uccello Kettle as boiling water may result in scalding. Do not open the lid while the water in the Kettle is hot.

5. The Uccello Kettle will not re-boil until the switch is uplifted. Allow to cool for 15~20 seconds before opening to boil water. The Uccello Kettle may be stored on the Cradle when not in use.

NOTE: Ensure power supply is turned off when Kettle is not in use.

Boil-Dry Protect

Should you accidentally allow the Uccello Kettle to operate without water, the Boil-Dry protection will automatically switch it off. If this should occur, allow the Uccello Kettle to cool before filling with cold water and re-boiling.

CARE AND CLEANING

Always disconnect the appliance from the power outlet before cleaning. Never immerse the Uccello Kettle or cord in water or allow moisture to contact these parts.

Removal of Mineral Deposits

Mineral deposits in tap water may cause the Uccello Kettle interior to discolour . To remove this build-up use Liquid De-scaler, a simple to use, non-toxic cleaner.

Alternatively:

1. Fill the Uccello Kettle with 3 cups of white vinegar and the remainder with water and allow to stand overnight. **Do not boil.**
2. Empty the solution from the Kettle, any stains remaining inside the spout can be removed by rubbing with a damp cloth.
3. Fill the Kettle with clean water, bring to the boil and discard the water. Repeat. The Uccello Kettle is ready for use.

NOTE: The outside of the Kettle can be wiped over with a damp cloth.

Cleaning the Cradle

Wipe the housing with a mild detergent and damp cloth.

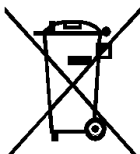
Cleaning the Filter

Remember to clean the filter with a mild detergent and damp cloth at intervals. The filter can be detached for easier cleaning simply by pulling it out. To attach, insert the filter into the support dent.

Storage

When not in use or storage, the power cord may be wound around the cord storage under the bottom of Kettle.

Disposal



You can help protect the environment.
Please remember to respect the local regulations:
Hand in the non-working electrical appliance to
an appropriate waste disposal centre.



WARRANTY

1. Warranty

Uccello Marketing, and its authorised agents, are the sole importers of Uccello branded products, and warrant to the original purchaser that all Uccello products purchased from an authorised stockist will be free from defects in materials and / or workmanship for the duration of the warranty from the date of purchase.

Any product deemed faulty in terms of materials and / or workmanship that is returned to Uccello Marketing or the original place of purchase within the warranty period (together with proof of purchase) will be replaced free of charge by Uccello Marketing or its authorised agents. Uccello Marketing will bear any expenses associated with claiming the warranty, including postage costs associated with the return of the faulty product to Uccello Marketing for inspection.

2. Exclusions

The warranty referred to above does not apply:

- I. To any defect of failure attributable to accident, misuse, abuse, negligence, or non-adherence to the prescribed operation instructions on the part of the user, or to improper installation or connection to an inadequate or faulty power source;
- II. If the product has been serviced or repaired by any party not expressly authorised by Uccello Marketing to do so;
- III. If any serial number has been removed or defaced;
- IV. If the product is used outside the country of purchase;
- V. If the product is repossessed under any finance agreement.

3. Statutory Rights

The terms of the warranty set out herein are additional to, and in no way limit, vary or exclude any rights conferred by any conditions or warranties imposed by the provisions of the Trade Practices Act, 1974, and / or any similar fair trade legislation of any state in Australia.

WARRANTY

Our goods come with guarantees that cannot be excluded. You are entitled to a replacement or refund for a major failure and for compensation for any other reasonably foreseeable loss or damage. You are also entitled to have the goods repaired or replaced if the goods fail to be of acceptable quality and the failure does not amount to a major failure.

To ensure prompt processing of any warranty claim, please complete and return the included reply paid warranty registration to Uccello Marketing.

Name: _____

Address: _____

Suburb: _____

State: _____

Phone: _____

E-mail: _____

Model Purchased: _____

Date Purchased: _____

Batch No: _____

Store Purchased: _____

Store Suburb: _____

To assist us in bringing you the product features that you want, we would also be grateful if you could complete the following short questionnaire:

1. Is this the first Uccello product you have ever owned?

2. What were the TWO most important factors influencing the choice of this product?

3. What was the Main reason for your purchase?

4. Would you like to receive additional information about Uccello products and new developments? Circle option

YES/NO

Delivery Address:

Uccello Kettle

c/o Drive Medical Ltd
Ainley's Industrial Estate
Elland
West Yorkshire
HX5 9JP

Uccello Kettle
c/o Drive Medical Ltd

THANK YOU FOR PURCHASING A PRODUCT FROM UCCELLO DESIGNS!

We trust it will provide you with many years of reliable service.

Please see instruction manual warranty section for Warranty Form.

If experiencing any difficulties with the product, please contact our Consumer Care Centre on +44 1422 314488, and one of our friendly staff will be happy to assist you.

Alternatively, please feel free to visit our website: www.uccello designs.com

