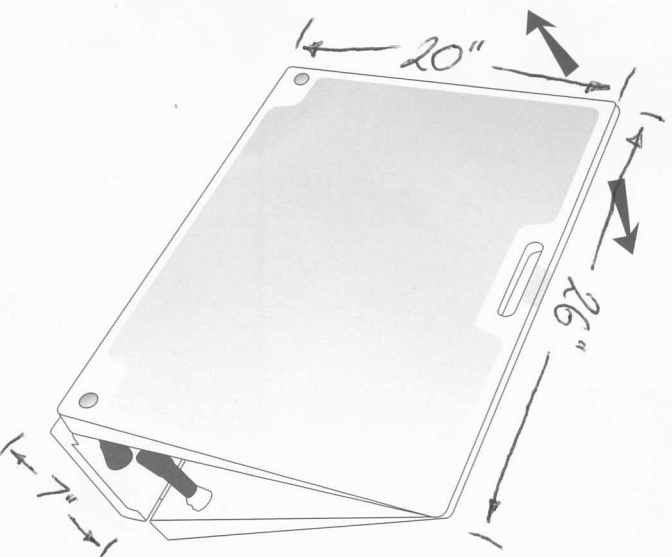


Folding Threshold Ramp: assembly instructions

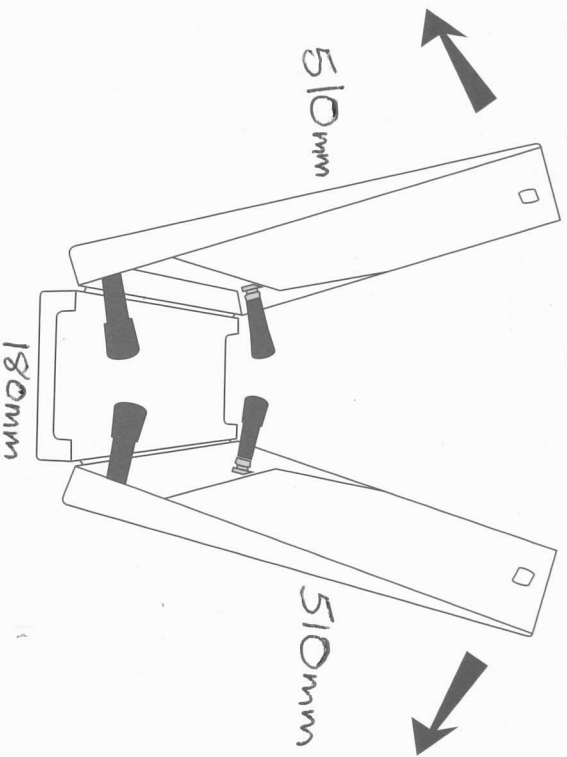


ACCESS MADE EASY

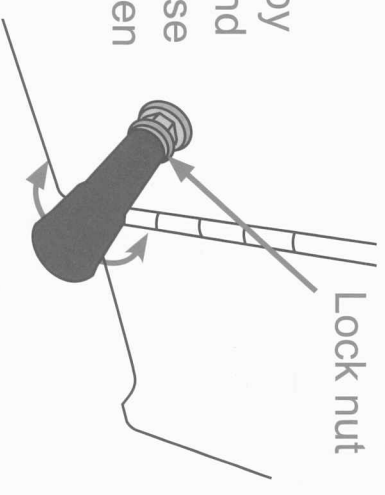
Jetmarine Ltd, Unit 1 National Trading Estate, Bramhall Moor Lane, Hazel Grove, Stockport, SK7 5AA, England
tel: 0161 487 1648 fax: 0161 483 7820 email: sales@jetmarine.co.uk www.jetmarine.co.uk



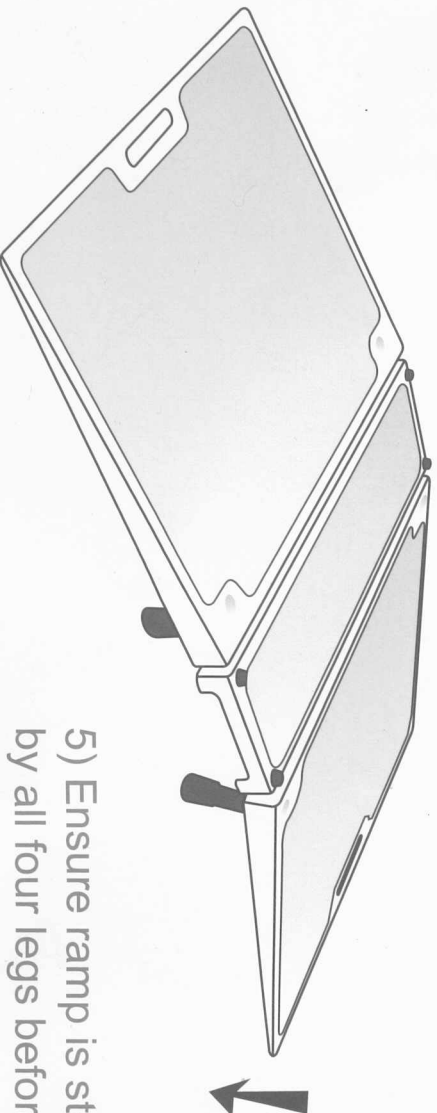
1) Pull apart ramp sides by releasing velcro strip



4) Adjust leg height by loosening lock nut and screwing leg clockwise or anti-clockwise. Then retighten lock nut



3) Turn ramp over and place in position with the legs either side of the door threshold.



5) Ensure ramp is stable and supported by all four legs before use.

access ramps by
Jetmarine
Solving Your Access Problems