



# Folding Walking Frames

(WA008, WA009)

Instructions for use

UK  
CA CE

## Introduction

Please read these instructions carefully prior to initial use. They contain important safety information and valuable tips for proper use and care.

The WA008 and WA009 walking frames are intended as walking aids. They are designed for occasional or frequent use, both indoors and outdoors. The device has a lightweight aluminium frame, vinyl contour hand grips, an easy push folding mechanism and a U-shape support for increased clearance. The walking frames can support users weighing up to 180 kg (28 stone).

If you have questions or need additional information, contact Drive DeVilbiss Healthcare Ltd or your approved supplier.

## Parts description



Folding Walking Frame  
(WA008)



Folding Walking Frame  
with Wheels  
(WA009)

## Intended use

**Intended Purpose:** A walking device manipulated by both arms to assist a person to maintain stability and balance whilst walking.

**Environment of Use:** The walking frame is suitable for indoor and outdoor use.

**Intended Users:** Any individual who has difficulty in walking and / or has reduced mobility.

**Indications:** To provide support to a user who has difficulty in walking and / or who has reduced mobility.

**Contraindications:** Conditions for which the use of the walking frame is a contraindication are as follows:

- Unable to weight bear.
- Unable to adequately manoeuvre the walking frame.
- Users with only one arm.
- Users who weigh in excess of 180kg.

Other contraindications may be specific to an individual or care environment.

## Symbols



Medical Device



Consult instructions for use



Maximum user mass



Authorised EU Representative



UK Responsible Person

## Preparing for use

These instructions should be read carefully before using the walking frame. This product does not have a service manual. Repairs and adjustments should be done by approved service personnel. Any adjustments must be made for each user after consulting a healthcare professional.

A risk assessment must also be performed to assess suitability of the device for the user. This assessment should include, but not be limited to:


- Small adults (and children)
- Users who lack capacity
- Very active occupants
- Unauthorised access to the device

Independent users and attendants are responsible for determining that they are both mentally and physically capable of using the commode with minimal risk of harm.

## Folding the walking frame

Always fully fold out the walking frame before use. To do this, pull the side away from the front of the frame, until the side locks in position (see figure 1, white arrow). Repeat for the other side.

To fold up the walking frame for storage, push the button (see blue arrow) whilst pushing the side back towards the front of the walking frame.



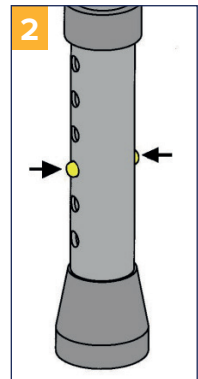
### Warning

Take care of trapping body parts or clothing in gaps when folding or unfolding the walking frame.

## Height adjustment

To adjust the leg height:

1. Push in the brass buttons (as shown in figure 2).
2. Extend or retract the leg to the required height.
3. When this height is reached, release the button but carry on adjusting the leg until the buttons lock in position.
4. Repeat for the other legs, ensuring all legs are securely locked in position.

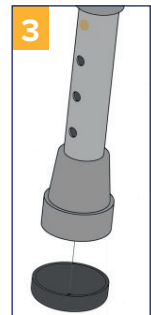


## Glide caps

The wheeled walkers may come with optional glide caps (see figure 3) to help users walk on surfaces such as carpet. These should only be used on suitable indoor surfaces.

To install the glide caps push the cap on to the bottom of the rear ferrules (as shown). Pull down on the glide caps to remove.

We recommend that you consult a healthcare professional before using the glide caps.



## Safety notices



### **Before using the walking frame, read these safety notices;**

- Check the walking frame is fully folded out and locked in position, with all components secured before use.
- Ensure all of the legs are set to the same height, with all four legs of the WA008 touching the ground (or both wheels and both legs of the WA009).
- Exceeding the maximum user mass limit marked on your device can damage the product and put users at risk of harm.
- In the event of an accident, the walking frame should be inspected before use.
- For personal safety and comfort, adopt a comfortable posture to maintain proper balance and ensure the walking frame can be used safely. While standing, users should not move their centre of gravity out of the frame or reach for items further than their arm's length.
- Only use on flat ground. Do not use on steep or uneven terrain.
- Be aware of hazards in your environment, such as rugs, loose flooring, wet leaves, narrow doorways, children's toys, etc.
- A competent person must perform a risk assessment to ensure the device is suitable for each user. We recommend you consult a healthcare professional before using assistive medical devices.
- Keep away from heating and ignition sources which may raise surface temperatures or cause a fire. The product should not be exposed to temperatures above 60°C for long periods of time.

## Walking with the frame

1. Place the frame one step ahead of you.
2. Step towards the frame, starting with the stronger or more dominant leg, then stepping through with the other leg. Do not walk too far into the frame.
3. Place the walker a short distance (a small step) in front of you. For standard WA008 walkers, lift the frame and place it front of you. For wheeled WA009 walkers, lift the rear of the frame and then wheel the walker the distance.

## Using the walker with chairs

If using with a chair, choose a chair with armrests and a high seat to help users stand up and sit down more easily.

### **To stand up from a chair:**

1. Put the walker in front of the chair.
2. Stand up from the chair, using the chair arms if necessary.
3. Move your hands to the handgrips, before beginning to walk.

### **To sit down:**

1. Turn around in front of the chair, so your back is facing the seat.
2. Stand back slightly, so you can feel the chair on the back of your legs.
3. Move your arms back so you can feel the chair arms.
4. Bend slightly forward and lower your arms to sit down gently.

## Care and maintenance

Do not use a damaged or badly worn walking frame. Users should routinely check for any malfunctions or changes in performance. Contact Drive DeVilbiss Healthcare Ltd or your provider for spares, or to replace parts.

- Ensure the walking frame is only used as a mobility aid.
- Check the mechanisms (and wheels, if fitted) before each use. Also check screws and joints regularly. Adjust or replace parts, if needed.
- Keep the frame dust free and clean at least once a week with a moist cloth. Avoid neat bleach, high-dose chlorine, vinegar-based or abrasive cleaners. Wipe and leave to fully dry before reuse.
- Drive DeVilbiss Healthcare Ltd recommend that an approved service engineer services the device annually. If the device is subject to heavy use or used in a multi-user environment, service more frequently. Replace, adjust and/or lubricate wheels, tips and mechanisms if needed.
- The device has an estimated service life of 5 years in a single-user domestic environment, when maintained in line with the manufacturer's recommendations. In a multi-user environment (such as a nursing home or hospital) the service life may be reduced.
- At the end of the product life, follow local recycling and disposal policies.

## Storage and transport

See **folding the walking frame** to collapse the frame for storage and transport. Clean before storing, using the **care and maintenance** instructions. Store the walker in a safe and dry environment, away from direct sunlight.

The walking frame may require carrying if no elevators or ramps are available. Attendants are responsible for being suitably trained and competent to lift the walker with minimal risk of harm. Do not lift by any removable sections, and adopt the latest health and safety recommendations during manual handling.

## Warranty

Your Drive branded product is warranted to be free of defects in materials and workmanship for one year from date of purchase. This device was built to exacting standards and carefully inspected prior to shipment. This warranty is an expression of our confidence in the materials and workmanship of our products and our assurance to the customer.

In the event of a defect covered by this warranty, we will at our option supply parts or replace the device. This warranty does not cover device failure due to owner misuse or negligence, or normal wear and tear. The warranty does not extend to non-durable components, such as rubber accessories, wheels and grips, which are subject to normal wear and need periodic replacement.

If you have any queries or require full warranty conditions, please contact your provider.

## Specification

Model	WA008	WA009
Overall width	55 cm (22")	62 cm (25")
Width inside handgrips	43 cm (17")	43 cm (17")
Width inside rear legs	48cm (19")	50cm (20")
Overall length	42 cm (16½")	46 cm (18")
Minimum height	81 cm (32")	81 cm (32")
Maximum height	99 cm (39")	99 cm (39")
Maximum user mass	180 kg (28 st)	180 kg (28 st)
Product weight	2.9 kg (6.4 lb)	3.4 kg (7.4 lb)

## Support

For more information, or assistance with use and maintenance, please contact your provider. Users with visual, reading or cognitive disabilities should seek advice from their provider or a professional care provider for an appropriate format. For the latest version of this document, contact Drive DeVilbiss Healthcare Ltd using the details below, or check our website.

Any serious incident that has occurred in relation to the device should be reported to the manufacturer and the MHRA or competent authority of your Member State. Please quote the product serial code on all correspondence, which can be found on the frame below the handgrips.



**Zhongshan Bliss Medical Instrument Co., Ltd.**

No. 98 Zhaoyi Road, Dongsheng Town,  
Zhongshan City, Guangdong Province, 528414 CN

EC REP

**Y. Sung Handelsvertretung**

Duesselthaler Str. 24, 40211 Duesseldorf, DE

UKRP

Approved service facility

**UK Aplan Corporation Ltd.**

47 Wandle Road, Croydon, Surrey, CR0 1DF, Great Britain



**Drive DeVilbiss Healthcare Ltd**

Sidhil Business Park, Holmfield, Halifax,  
West Yorkshire, HX2 9TN, Great Britain

**Drive DeVilbiss Sidhil Ltd**

4 Trench Road, Mallusk, Newtownabbey,  
BT36 4TY, Northern Ireland

Drive DeVilbiss Healthcare Ltd provide these instructions for use and product markings.

info@drivedevilbiss.co.uk | www.drivedevilbiss.co.uk

Customer Service: +44 (0) 845 0600 333

Spares: +44 (0) 1274 475 125