

S22479

NRS Standard Bed-stick Mk2

⚠ General Safety Warning ⚠

Please make sure that you read and follow these instructions carefully. Keep these instructions in a safe place for future reference.

Maximum User Weight



1. INTENDED USE

To provide stable support to aid adult users (taller than 1.46 m) transfer in and out of bed, moving from a lying to a sitting position as well as assist user repositioning. This product is suitable for divan domestic beds of all sizes from single to king-size.



DO NOT install this product to a damaged bed.

MAKE SURE there is no gap between the bed-stick and the mattress.

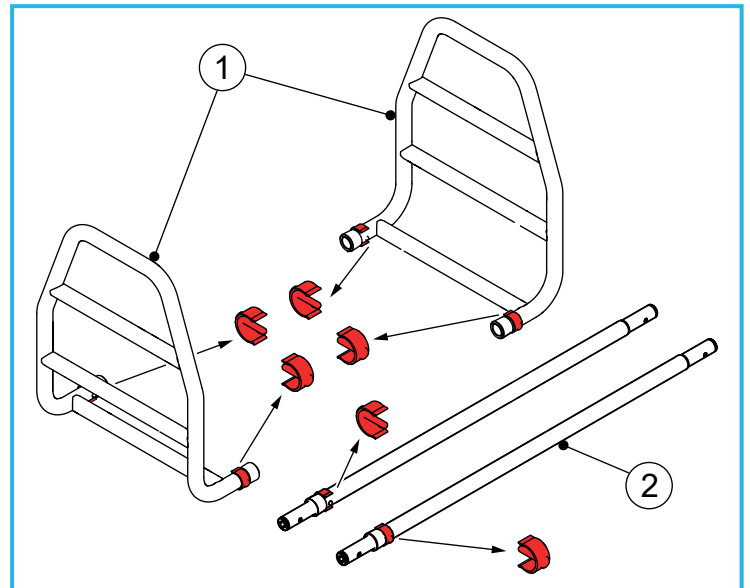
DO NOT fit this product to profiling or medical beds.

NOT suitable for use by children.

3. UNPACKING

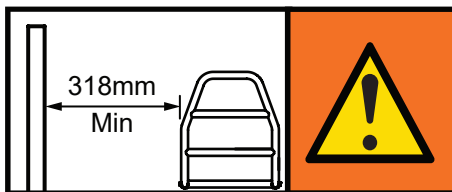
Remove the packaging and check all parts carefully. Contact your supplier immediately if parts are missing or damaged and do not try and assemble.

3.1 Contents:



1. Side Rails x 2
 - E-clips x 4
2. Base Slider Assembly x 2
 - Outer Slider Rail x 2
 - Inner Slider Rail x 2
 - E-clips x 2

2. SAFETY



⚠ WARNING: To avoid possible entrapment, always position the product a minimum of 318 mm from the headboard or footboard.

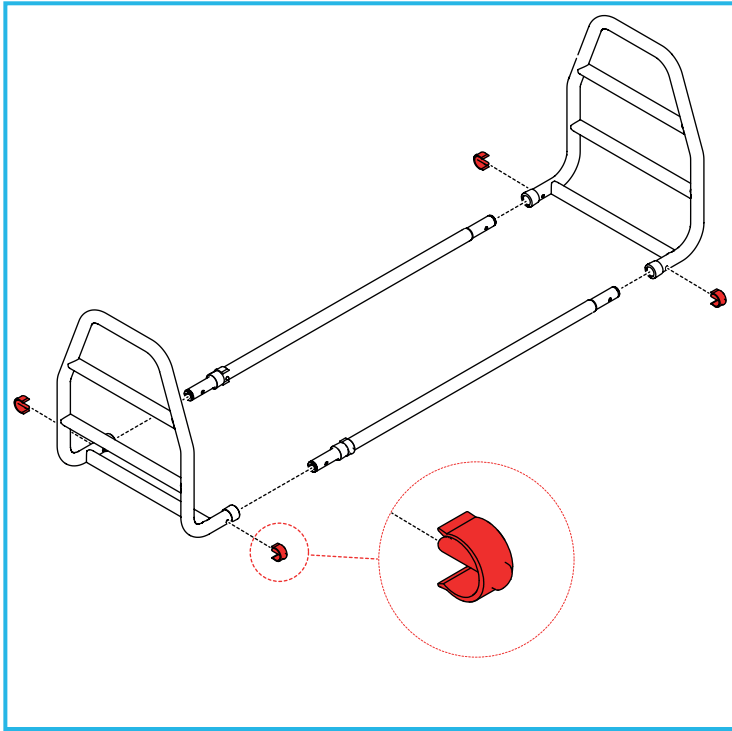
WARNING: To prevent additional entrapment hazards, we recommend that you install the product at least 318 mm away from any adjacent bedside furniture. Where this is not possible, the prescriber must do a risk analysis.

WARNING: The maximum user weight must not be more than 190 kg (30 st).

YOU MUST do a risk assessment to assess the use and suitability of the bed-stick in relation to the users physical and cognitive ability, as well as the surrounding environment.

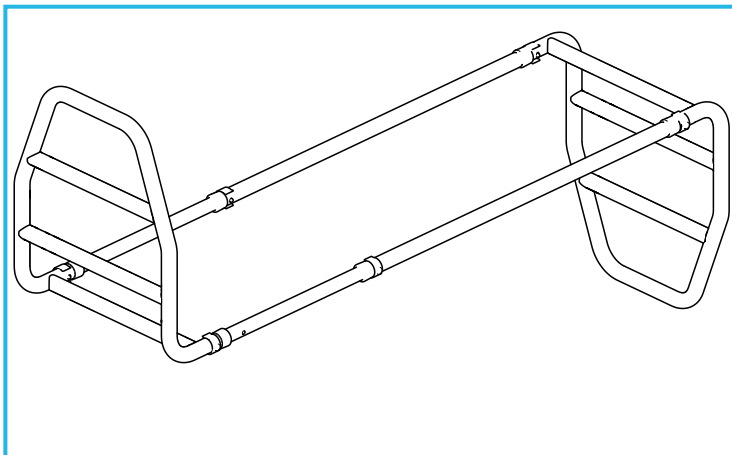
4. ASSEMBLY

4.1 Fit the Side Rails:



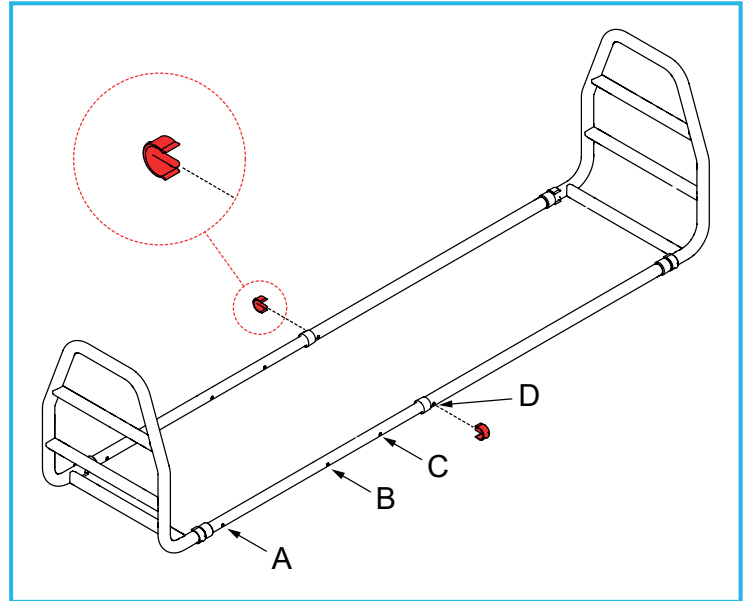
1. Remove the 4 x E-clips.
2. Insert the base slider tubes into the side rail assemblies, align the holes and replace the E-clips.
3. The bed-stick is now ready for a single bed installation, no further adjustment is necessary.

Note: You may assemble the bed-stick with reversed side rails, so one faces downwards if not needed.



5. INSTALLATION

5.1 Adjust for Bed Size:



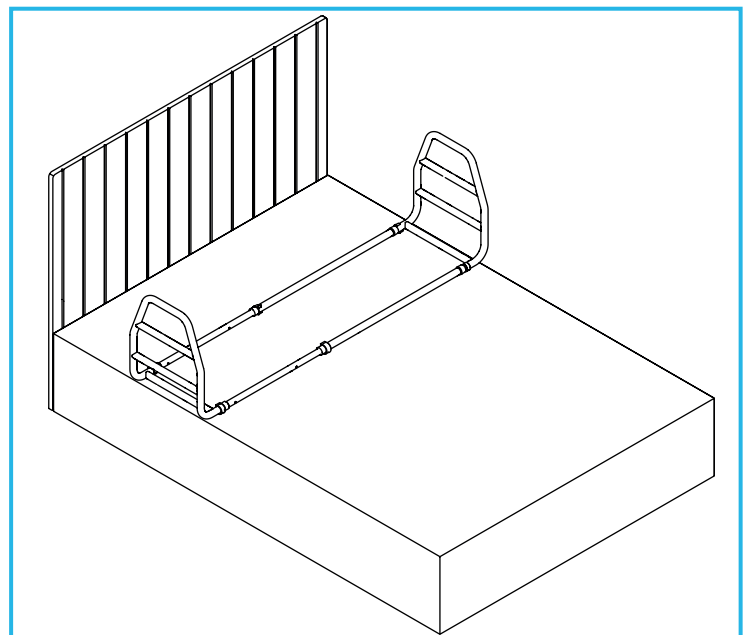
	Standard Single	Small Double	Standard Double	King Size
Bed Width	900 mm	1200 mm	1350 mm	1500 mm
Position	A	B	C	D

1. Remove the 2 x E-clips as shown.
2. Slide the inner slider rails out from the outer slider rail, align the holes and replace the E-clips.

Note: Some wood-framed beds may not allow the inner slider rail to extend fully for the E-clips to be replaced, this will not affect the safety of the bed-stick once the mattress is replaced.

5.2 Fitting the Bed-stick to the bed:

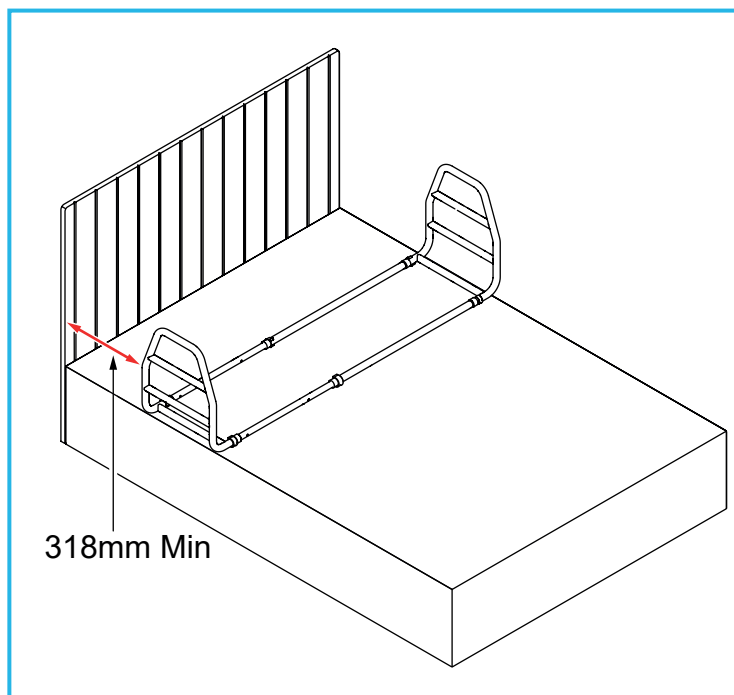
Note: The next steps may require two people.



Remove the mattress and put the bed-stick on the bed base.

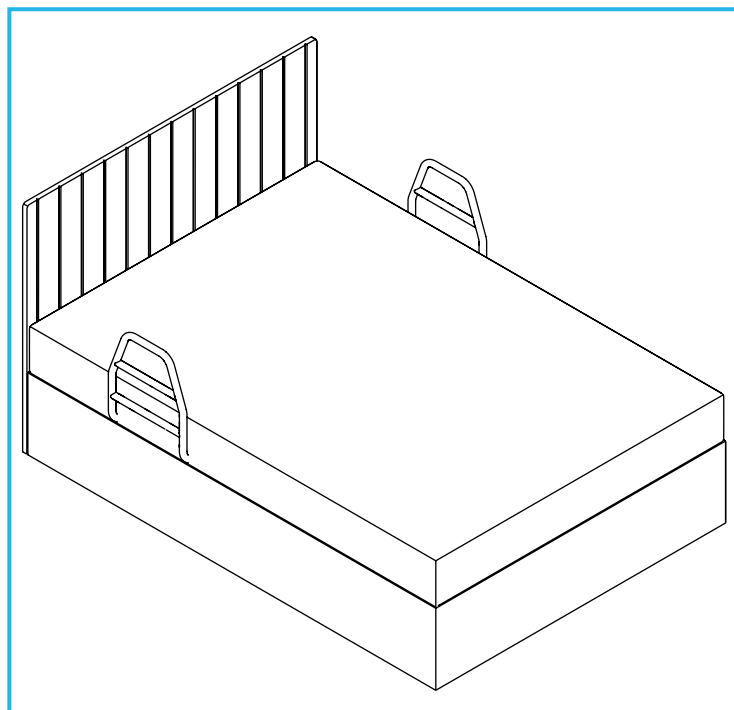
5.3 Position the Bed-stick

Position the bed-stick so the user can reach the handle from a relaxed lying position without having to stretch.



WARNING: To avoid possible entrapment, you must always position the product a minimum of 318 mm from the headboard or footboard.

5.4 Replace the Mattress



Replace the mattress on top of the bed-stick.

Note: Make sure the bed-stick has not moved during the re-installation of the mattress. Recheck the minimum distance of 318 mm has been maintained in accordance with Section 5.3.

6. CLEANING

Note: Please check the suitability of the cleaning products before use. Do not use abrasive cleaners or cloths as these could permanently damage the surface and invalidate any warranty.

1. Clean regularly using a general purpose, neutral detergent and warm water.
2. To disinfect, wipe with a dilute bleach solution and rinse with fresh water.
3. Allow the product to dry fully before use or storage.

7. MAINTENANCE

Check the bed-stick is correctly positioned and that all E-clips have engaged securely.

Inspect the product for signs of wear or damage at regular intervals. Report any suspected faults or damage to the supplier and take the product out of use immediately.

8. ACCESSORIES & SPARE PARTS

S33581: 6 x E-clips

For more details please visit our website: www.nrshealthcare.co.uk or call Customer Services.

9. PRODUCT DISPOSAL

This product should be thoroughly cleaned prior to disposal.

This product is manufactured from metal and plastic and can be disposed of through Local Authority Household Waste and Recycling Centres or through Local Trade Waste Collectors.

10. PRODUCT GUARANTEE

NRS Healthcare guarantee this product for a period of 24 months, from the date of purchase, against faulty materials and workmanship.

This guarantee does not cover abuse, interference or tampering with any part of the products. Issues arising from fair wear & tear and customer misuse are not covered.












This guarantee covers domestic use only. If the product is used in commercial or semi-commercial settings such as care homes, schools, rental or communal accommodation etc, the guarantee is valid for one year only. Consumable parts are also guaranteed for one year only.

Any guarantee issued by NRS Healthcare does not affect your statutory rights.


If you have any problems with our products, please contact us at the address below.

If you have experienced an injury, contact us but feel free to contact the Medicines and Healthcare products Regulatory Agency at:
devices.regulatory@mhra.gov.uk

11. GLOSSARY

	Manufacturer		Batch Reference Code		Consult the instructions for use
			Authorised representative in the European Community		Medical Device
	Item/Catalogue number		European Conformity / Conformité Européene		UK conformity assessed marking
	Maximum User Weight		Warning		Important Note

UK CA NRS HEALTHCARE Sherwood House
 Cartwright Way, Forest Business Park, Bardon Hill, Coalville, Leicestershire, LE67 1UB, UK.

CE NRS HEALTHCARE 4C Altona Road, Blaris Industrial Estate, Lisburn, Co Antrim, Northern Ireland BT27 5QB


Tel: Customer Services: +44 (0)345 121 8111

Email: customerservice@nrshealthcare.co.uk

NRS Healthcare is a leading supplier of community equipment and daily living aids.
 Please visit one of our websites to view our full range of products:
www.healthcarepro.co.uk or www.completecareshop.co.uk