

F22132

Window Pull 610mm

F22144

Window Pull 910mm

### ⚠ General Safety Warning ⚠

Please make sure that you read and follow these instructions carefully. Failure to do so can result in injury. Keep these instructions in a safe place for future reference.

### INTENDED USE

The Window Pull has been designed to open and close windows in difficult to reach areas, without having to over-stretch. Available in 610mm and 910mm options, it attaches to most lever window handles and features a fold-away torque-lever for two handed operation.

**Note:** This product is not suitable for window handles where a push button operation is required to unlock the lever.



Figure 1: Window Pull - 610mm & 910mm

### UNPACKING

Remove the packaging and check all parts carefully. Contact your supplier immediately if parts are missing or damaged and do not try and assemble.

### Contents:


1. Window Pull x 1

### ASSEMBLY/INSTALLATION


The Window Pull is supplied pre-assembled.

### TO OPEN A WINDOW

1. Slide the Window Pull self-adjusting anti-slip collar over the window handle/lever.



2. Twist the Window Pull to release the window handle/lever from the window frame.



3. Push the window open to the desired position.



4. Slide the Window Pull off the window handle/lever.



## TO CLOSE A WINDOW


1. Slide the Window Pull self-adjusting anti-slip collar over the window handle/lever.




2. Pull the window to the closed position.



3. Twist the Window Pull to fasten the window handle/lever to the window frame.



4. Slide the Window Pull off the window handle/lever.




## USING THE TORQUE LEVER

This feature may not be required in all situations, it is only used when additional leverage is required to open a window fastening handle.



1. Unclip the lever and position at 90 degrees to the Window Pull.



2. With one hand on the Window Pull grip and one hand on the torque lever, twist the Window Pull to release or close the window handle/lever.

## PRODUCT DISPOSAL

This product should be thoroughly cleaned prior to disposal.

This product is manufactured from metal and plastic and can be disposed of through Local Authority Household Waste and Recycling Centres or through Local Trade Waste Collectors.

## PRODUCT GUARANTEE

NRS Healthcare guarantee this product for a period of 12 months, from the date of purchase, against faulty materials and workmanship.

This guarantee does not cover; abuse, misuse, interference or tampering with any part of the product.

Any guarantee issued by NRS Healthcare does not affect your statutory rights.

**NRS HEALTHCARE** Sherwood House, Cartwright Way, Forest Business Park, Bardon Hill, Coalville, Leicestershire, LE67 1UB, UK.

Tel. Customer Services: 0345 121 8111

Email: [customerservices@nrshealthcare.co.uk](mailto:customerservices@nrshealthcare.co.uk)

NRS Healthcare is a leading supplier of community equipment and daily living aids, to view our full range, visit our website:

[www.nrshealthcare.co.uk](http://www.nrshealthcare.co.uk)

F22132-UI-3