



General User/ Safety Guide

HANDLING GLOVE

HANDLING GLOVE



CONTENTS

SLING COMPATIBILITY & SAFETY STATEMENT	4-6
SLING SIZE ASSESSMENT GUIDE	7
ATTACHING A CLIP FITTING	8
LABEL GUIDE	9
SLING PRODUCT RANGE	10



READ THIS INSTRUCTION MANUAL CAREFULLY. PLEASE NOTE IN PARTICULAR THAT THE SAFETY INSTRUCTIONS MUST BE OBSERVED.




WARNING

Please ensure that this booklet is read prior to first use of any moving and handling practice. Choosing the right sling is of vital importance. This ensures that patient comfort and safety are adhered to at all times.

Harvest Healthcare Ltd recommend that prior to using any sling, a full risk assessment must be completed by a qualified professional, in order to determine that the correct sling, positioning and transfer procedure is suitable for each individual.

Please refer to the information in this booklet as a guideline only.



SLING COMPATIBILITY & SAFETY STATEMENT

Harvest Healthcare Ltd are manufacturers and distributors of high quality moving and handling products. We manufacture to standards of BS EN ISO 10535, whilst maintaining quality management systems to those of BS EN ISO 9001 (2008). We ensure that all products are appropriately CE marked and our designs are tested fully on specialist rigs prior to dispatch.

Appropriate legislation & documentation in relation to sling manufacturing:

Harvest Healthcare Ltd manufacture and distribute products as set out in European Norm / British Standards 10535:2006 'Hoists for the transfer of disabled persons - Requirements and test methods'. Extensive testing is conducted on batch samples and appropriate certification is available for reference as required (CE Files & Quality Manuals).

As with any other healthcare manufacturer, Harvest Healthcare Ltd are obliged to provide any information as required to the appropriate bodies if challenged (for example MHRA). The Medicines and Healthcare Products Regulatory Agency (MHRA) under the Medical Devices Directive 93/42/EEC ensure that harmonised standards are met.

As a result of document reference "Lifting Operations and Lifting Equipment Regulations" (LOLER 5 Dec 1998) Harvest Healthcare Ltd has a responsibility to ensure that each product manufactured is to be of a safe standard and of course be fit for purpose**. They are to be marked with any relevant information required for a safe transfer including patient / product weight capacity, product design, inspection instructions and unique serial numbers for identification. Under LOLER regulations, regular 6-monthly checks (and interim, pre use inspections) should be undertaken. Service Labels are offered accordingly.

***"Providing that a thorough written risk assessment is conducted by a competent assessor" (Reference: LOLER 1998/PUWER 1998).

For additional guidance in relation to risk assessments and appropriate competencies, refer to the document "Provision and Use of Work Equipment Regulations" (PUWER 5 Dec 1998), which can be found at www.hse.gov.uk/work-equipment-machinery/loler.htm. Manual Handling Operations Regulations 1992 (90/269/EEC Directive) give appropriate guidance where required.

SLING COMPATIBILITY & SAFETY STATEMENT

Sling Sizes and coding often vary greatly between manufacturers. However, there is no evidence to suggest that slings and hoists can't be "appropriately matched" with other manufacturer's designs. That is providing that the clip or loop applications are applied relevant to the male fitting and of course a thorough risk assessment is conducted by the clinician / carer beforehand. Harvest Healthcare Ltd provide slings that are suitable for application to various hoists. Interchangeable slings can provide the right solution for a patients clinical requirements.

Ensure you are aware of the hoist manufacturer's fitting instructions. Please identify if the hoist requires a loop or clip fitting. If a clip fit sling is required, please refer to the enclosed clip instructions for use. (Do NOT use a clip fit sling on a loop designed spreader bar. Do NOT use a loop designed sling on a stud/clip designed spreader bar.) Please refer to page 8 as this ensures accurate application to the relevant clip fitting system / hoist at time of order, thus minimising incorrect order and application. All slings are constructed from a polyester based material and are BS EN ISO 1021:1 & 2 compliant.

For further specific information in relation to exact hoist models outside of these guides, please call our Customer Service Team on +44 (0)1709 377172.

CHOOSING THE RIGHT SLING

Choosing the correct sling for your patient is of vital importance. This ensures that patient comfort and safety are adhered to at all times. Harvest Healthcare Ltd recommend that before using a sling, a full risk assessment is completed by a qualified professional in order to determine that the correct sling and size is suitable for each individual.

Other factors such as patient disabilities, weight distribution and individual characteristics will also determine the appropriate size and sling design relevant for your patient. However, the clinician using the sling must apply an appropriate assessment prior to use.

SLING COMPATIBILITY & SAFETY STATEMENT

Published in 2012, the document titled 'Getting to grips with hoisting people' produced by the Health & Safety Executive (HSE) highlights the problems associated with hoisting people and sets out guidance to deal with these:

*Sling sizes and coding varies between manufacturers. There is a risk of using an inappropriately sized sling if you make assumptions without checking the suitability of a specific sling for the individual. For example, two large slings from different manufacturers may be different sizes - the body of the sling may be a different length or the number of loop attachments may differ, resulting in a different lifting position. Additionally, sling designs can alter over time, so a new sling from a manufacturer may differ in size or attachment strap length from one previously purchased. Some slings come with a range of different length loops for attachment to the hoist. These can be used to increase the comfort of the individual or put them in a more reclined or upright position. However, you should take great care to choose the correct loops for the individual so that they are not at risk of slipping from the sling, and to use the same loop configuration on both sides to reduce the risk of the person falling from the sling sideways.

Equipment safety checks for slings prior to each use, need to ensure that:

- The sling is the correct size and type for the client and is fit for purpose;
- The sling and hoist are compatible;
- All labels are legible and show the SWL and unique identifier and size;
- There are no signs of fraying, tears or deterioration;
- All stitching is present and intact;
- The velcro (if applicable) is clean and free of fibres/fluff etc;
- The buckle (if applicable) has no signs of damage etc;
- The loops/clips have no obvious signs of damage/fraying etc; and
- It has been cleaned."

(Extract taken from Getting to grips with hoisting people)

For a copy of this HSE document please go to www.hse.gov.uk/pubns/hsis3.pdf

** 'Contains public sector information published by the Health and Safety Executive and licensed under the Open Government Licence'. A copy of this licence can be found at <http://www.nationalarchives.gov.uk/doc/open-government-licence/version/2/>.

SLING ASSESSMENT GUIDE

Choosing the right sling is of vital importance. This ensures that patient comfort and safety are adhered to at all times. Harvest Healthcare Ltd recommend that a full risk assessment is completed by a qualified professional in order to determine that the correct sling and size is suitable for each individual.

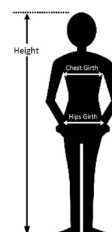
HARVEST SLING RANGE

GIRTH	HEIGHT	SLING SIZE	COLOUR
24" - 30" 61cm - 76cm	3'9" - 4'4" 114cm - 132cm	X Small	BROWN
27" - 36" 68cm - 91cm	4'3" - 4'11" 129cm - 150cm	Small	RED
31" - 41" 79cm - 104cm	4'10" - 5'6" 147cm - 168cm	Medium	YELLOW
40" - 51" 102cm - 129cm	5'5" - 5'10" 165cm - 178cm	Large	GREEN
49" - 59" 124cm - 129cm	5'7" - 6' 170cm - 183cm	X Large	BLUE
58" - 69" 147cm - 175cm	5'9" - 6'4" 175cm - 193cm	XX Large	BLACK

This size chart is intended as a guide only. Other factors such as patient disabilities, weight distribution and individual characteristics will also determine the appropriate size sling for your patient. All of our slings have colour coded binding to help identify the sling size.

GIRTH - For men and children this is the measurement around the chest, measured just under the arms. For women, this is measured around the hips.

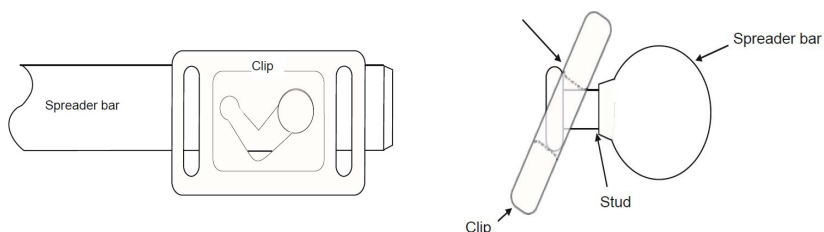
HEIGHT - In order to achieve the most accurate measurement, this is best carried out with the patient in a lying position.



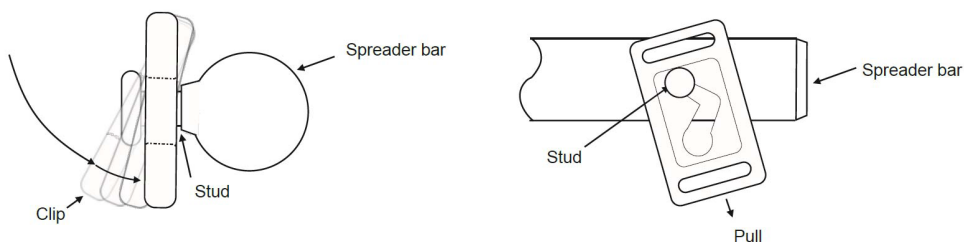
ATTACHING A CLIP FITTING

HOW TO ATTACH A CLIP FITTING


- 1 Align the clip with the spreader bar and place top of large hole over one side of stud.



- 2 Push firmly until clip is fully over the end of the stud. Pull clip firmly in to it's working position (the small hole).




- 3 Finally, the clip should be orientated as shown with the Large hole nearest the sling body. Make sure the clips selected are the same either side of the sling and it is essential to check that they are securely attached BEFORE lifting the patient.



LABEL EXPLANATION

Sewn into every sling is a high temperature compatible, launderable label for user guidance and traceability purposes.














harvest® healthcare

TYPE -

WARNING
CHECK SLING BEFORE EACH
USE FOR TEARING OR DAMAGE
IF IN DOUBT DO NOT USE

READ INSTRUCTIONS BEFORE USE
INCORRECT SLING/LIFTER COMBINATION MAY CAUSE INJURY
IF IN DOUBT SEEK ADVICE FROM A QUALIFIED THERAPIST
DO NOT EXCEED THE SWL OR SLING LIFTER OR ATTACHMENT

XS		SWL: 200 KG / 32 STONES
S		
M		
L		
XL		
XXL / SPECIAL		SWL: 300 KG / 48 STONES








Harvest Healthcare Ltd.
Co Reg No 7210261
Sheaf House
Bradmarsh Way, Bradmarsh Business Park,
Rotherham S60 1BW
TEL : +44(0) 1709 377172


Manufactured By: Mackworth Health Care Ltd
CF32 9TD UK

Design, brand or make of sling written here


The colour coded binding of the sling helps identify the sling size.




High temperature
launderable 85 °C




Tumble dry on
cool setting




Do NOT
dry clean



Do NOT bleach



No NOT iron



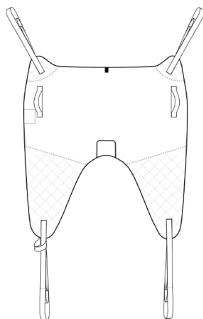
CE mark

Harvest Healthcare contact details

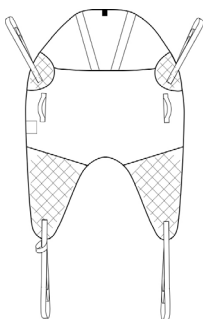


Sewn into every sling is a unique embroidered label, identifying maximum patient weight and serial number for traceability and LOLER compliance. This label will not wash out.

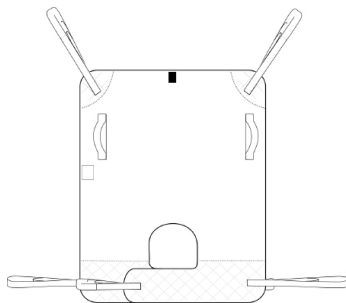
SLING PRODUCT RANGE



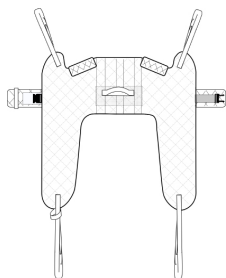
Supreme Fit Sling



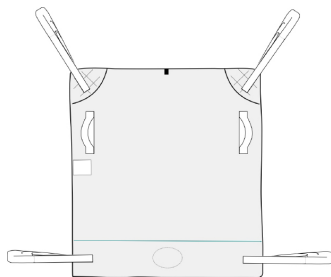
Supreme Fit Sling
with Head Support



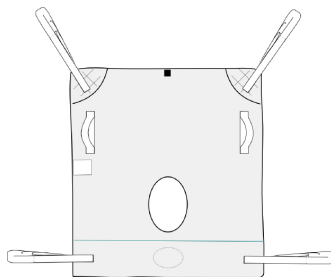
Supreme Fit
Delux Sling



Supreme Fit
Toileting Sling



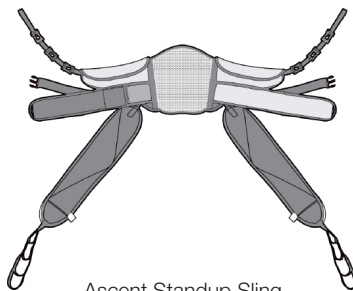
Long Seat Sling



Long Seat Sling
with Commode



Standup Sling



Ascent Standup Sling

NOTES

.....

.....

.....

.....

.....

.....

.....

.....

.....

.....

.....

.....

.....

.....

.....

.....

.....

.....

.....

.....

.....

FOR GENERAL GUIDANCE ON HOW TO FIT A SLING PLEASE VISIT
WWW.HARVESTHEALTHCARE.CO.UK TO DOWNLOAD OUR SLING
INSTRUCTIONS FOR USE.

ALTERNATIVELY SHOULD YOU HAVE ANY QUERIES THEN PLEASE CONTACT
OUR CUSTOMER SERVICES TEAM ON +44 (0)1709 377172



Harvest Healthcare Limited. Company No: 07210261
Sheaf House, Bradmarsh Way, Bradmarsh Business Park,
Rotherham, S60 1BW

T +44 (0)1709 377 172 F +44 (0)1709 377 173
E sales@harvesthealthcare.co.uk www.harvesthealthcare.co.uk

Company Registration No. 7210261

© Copyright Harvest Healthcare

Our Full Terms & Conditions are available by request or can be found on our Website.
Harvest Healthcare reserves the right to alter or amend this document without notice.