

Myco Adjustable Bathboard

User Instructions



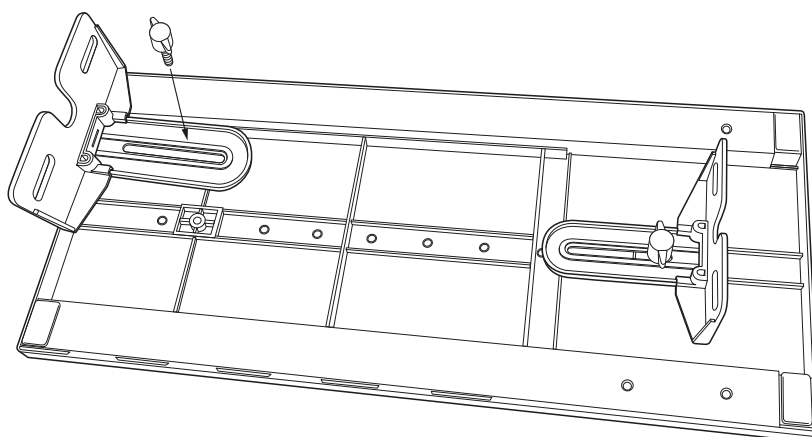
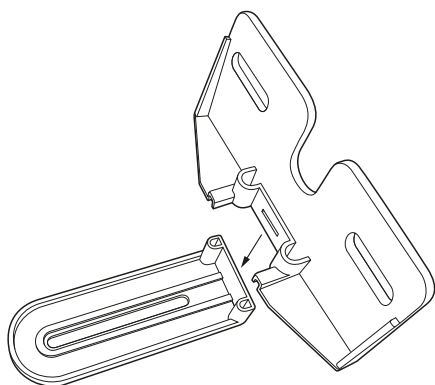
Adjustable Bathboard Overview

- The Adjustable Bathboard can be adjusted to suit baths from 26" (660mm) to 30" (760mm) wide.
- At least 1½" (38mm) of each end of the Bathboard must rest securely on the sides of the bath.
- The Adjustable Bathboard should be cleaned regularly with a household anti-bacterial cleaner.

Maximum user weight 30 stone (190kg)

Assembling the Securing Brackets

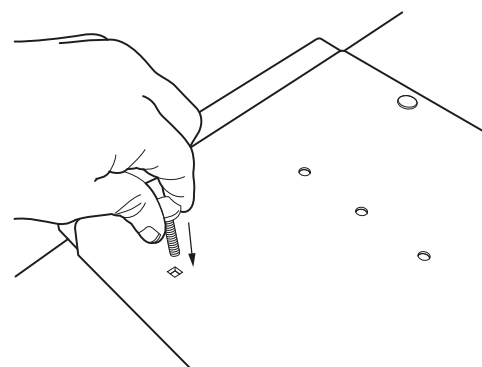
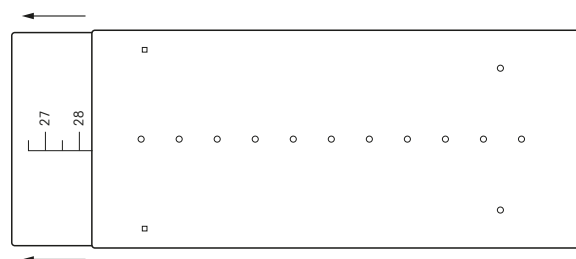
The two Securing Brackets require assembly. Simply take the two pieces and press them together firmly until they clip together. The Brackets then attach to the underside of the Bathboard with the two white wing-bolts. Position the brackets so that they are at their narrowest position.

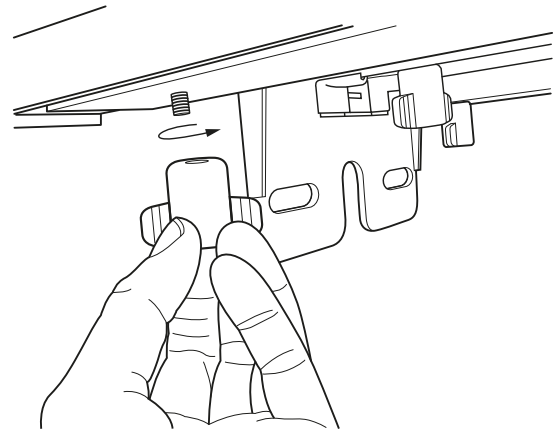
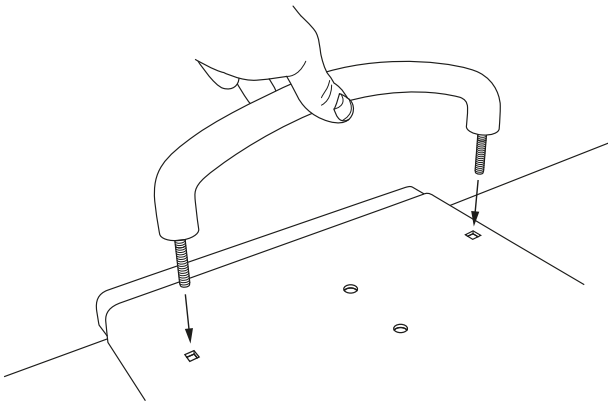


Adjusting the Bathboard to fit the width of the bath

If you know the width of the bath, you may gently pull the ends of the Bathboard apart until the scale indicates the required width. Alternatively, you may position the Bathboard over the bath and extend the board until it is the same width as the bath. Push the bolts through board to fix the width, being mindful of the square-shaped locator under the bolt head, and the receiving hole. If using the handle, this replaces the bolts. Secure the bolts (or handle) with the two white plastic wing-nuts.

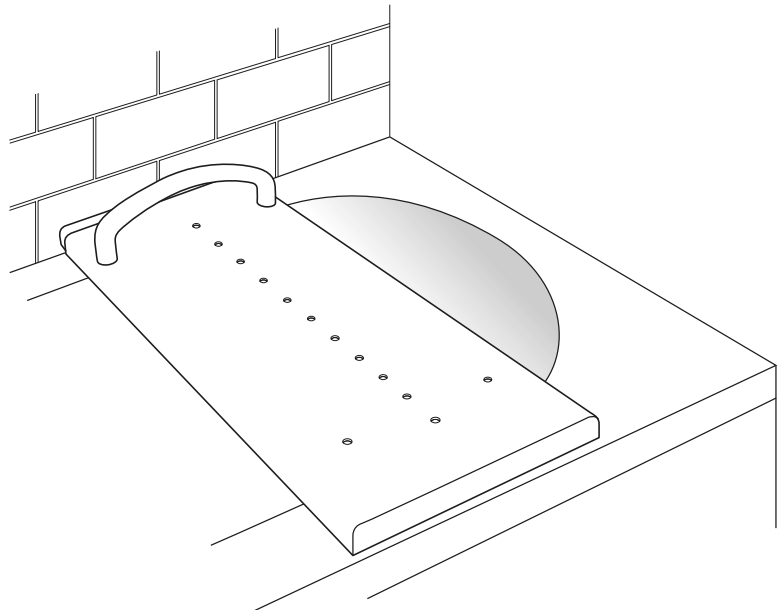
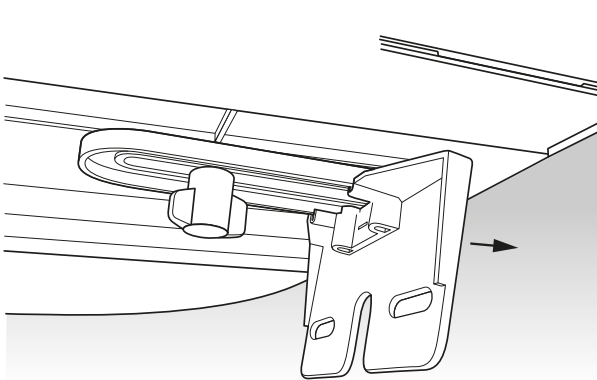
The bolts or handle must always be next to the wall.





Securing the Bathboard on the bath

With the Bathboard in position on the bath, slightly loosen the Securing Bracket wing-bolts, then one at a time, push the brackets outwards until they make contact with the wall of the bath and re-tighten the bolts. It may be necessary to remove the board and adjust one bracket out another notch so that it gives a firm fitting to the bath.



Using the Bathboard

Always ensure the Bathboard is firmly fitted before each use. You may sit on the Bathboard while washing or showering over the bath. If fitted, the handle may be used to assist with transferring on to the Bathboard, or for stability while washing.



Manufactured in Taiwan for SmitCare

SmitCare, 14 Camberley Business Centre, Bracebridge, Camberley, Surrey, GU15 3DP
Tel: 01276 677888 E-mail: sales@smitcare.co.uk Website: www.smitcare.co.uk