

# USER INSTRUCTIONS

## NRS COMMUNITY BED GRAB RAIL MK2

P94367

NRS Community Bed Grab Rail MK2

### ⚠ General Safety Warning ⚠

Please make sure that you read and follow these instructions carefully. Keep these instructions in a safe place for future reference.

### Maximum User Weight




## 1. INTENDED USE

To provide stable support to aid adult users (taller than 1.46 m) transfer in and out of bed, moving from a lying to a sitting position as well as assist user repositioning.

This product is designed for use with profiling metal framed community beds with 50 mm x 25 mm (2" x 1") rectangular side tubes.

This product may be compatible with beds fitted with side rails subject to a suitable risk assessment.

## 2. SAFETY



**WARNING:** To avoid possible entrapment, you must always position the product a minimum of 318 mm from the headboard or footboard.

**WARNING:** To prevent additional entrapment hazards, we recommend that you install the product at least 318 mm away from any adjacent bedside furniture. Where this is not possible, the prescriber must do a risk analysis.

**WARNING:** To prevent hand entrapment do not hold the grab rail when altering the profile of the bed.

**WARNING:** Take care on beds with rising backrests. In some cases, when the backrest raises the gap between the grab rail and the bed could become less than 25 mm (1").

**WARNING:** The maximum user weight must not be more than 160 kg (25 st).

**YOU MUST** carry out a risk assessment to assess the use and suitability of the bed rail in relation to the users physical and cognitive ability, as well as the surrounding environment (including any fitted accessories such as side rails and cot bumpers).

**DO NOT** install this product to a damaged bed.

**ALWAYS** check the profiling operation of the bed with the grab rail already fixed in position, for any potential risks prior to use.

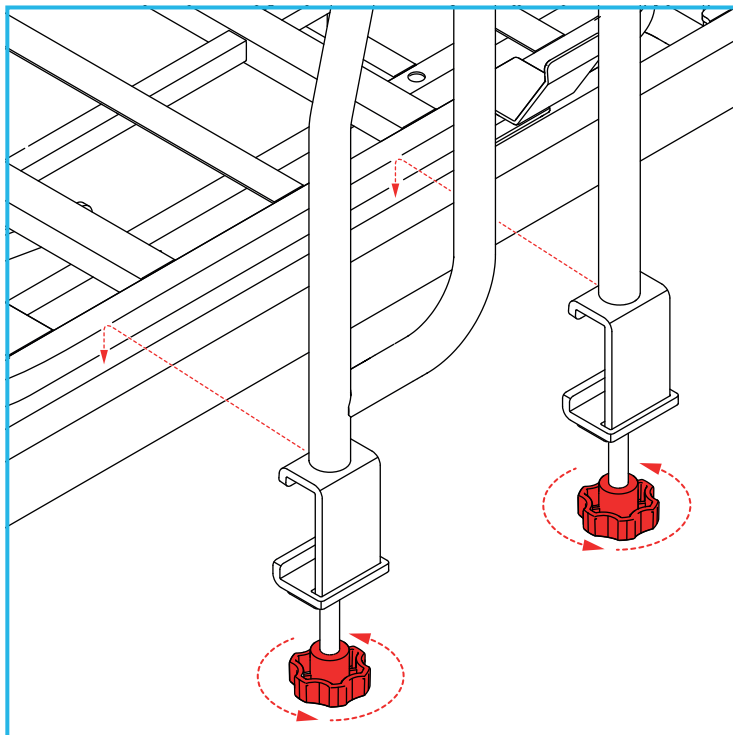
## 3. UNPACKING

Remove the packaging and check all parts carefully. Contact your supplier immediately if parts are missing or damaged and do not try to install.

## 4. INSTALLATION

### 4.1 Install the Grab Rail:

The grab rail is supplied fully assembled and only requires fixing to the bed frame.

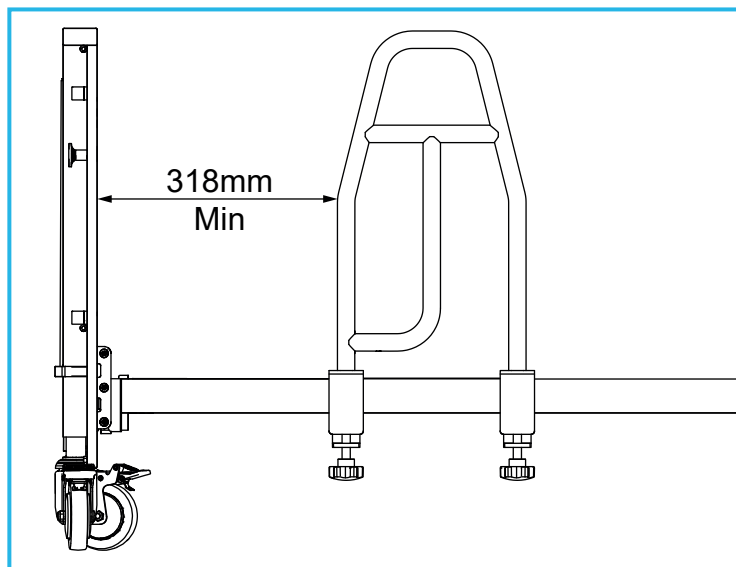


Loosen both hand-wheels fully to enable the fixing bracket to fit over the bed frame.

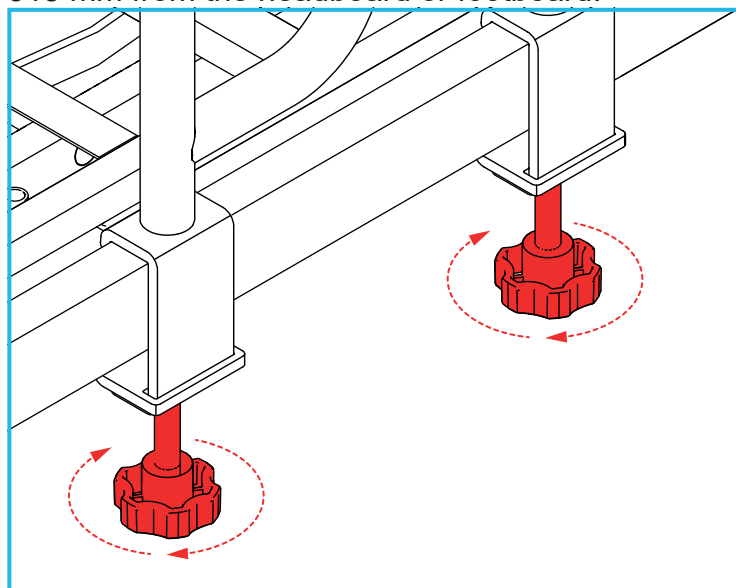
Hook the grab rail over the bed frame.

**Note:** Do not fully tighten the hand-wheels until the grab rail has been positioned.

Position the bed rail so the user can reach the handle from a relaxed lying position without having to stretch.



**WARNING:** To avoid possible entrapment, you must always position the product a minimum of 318 mm from the headboard or footboard.



Secure the grab rail to the bed frame by turning both hand-wheels clockwise until the locking brackets are fully tight.

To remove the grab handle, reverse the steps above.

## 5. MAINTENANCE

**Weekly:** Check the grab rail is correctly positioned and the hand wheels are secure and tight.

**Regularly:** Inspect the product for signs of wear or damage.

Any suspected faults or damage should immediately be reported to the supplier and the product taken out of use.

## 6. CLEANING INSTRUCTIONS

Clean regularly using a general purpose, neutral detergent and warm water.

Please check the suitability of the cleaning products before use.

Do not use abrasive cleaners or cloths as these could permanently damage the surface and invalidate any warranty.

DO NOT use solvents to clean the product.

To disinfect, wipe with a dilute bleach solution, and rinse thoroughly with fresh water.

Allow product to fully dry prior to use/storage.

## 7. PRODUCT DISPOSAL

This product must be thoroughly cleaned/sterilised prior to disposal.

This product is manufactured from metal & plastic and can be disposed of through Local Authority Household Waste and Recycling Centres or through Local Trade Waste Collectors.

## 8. PRODUCT GUARANTEE

NRS Healthcare guarantee this product for a period of 24 months, from the date of purchase, against faulty materials and workmanship.

This guarantee does not cover abuse, interference or tampering with any part of the products. Issues arising from fair wear & tear and customer misuse are not covered.

This guarantee covers domestic use only. If the product is used in commercial or semi-commercial settings such as care homes, schools, rental or communal accommodation etc, the guarantee is valid for one year only. Consumable parts are also guaranteed for one year only.

Any guarantee issued by NRS Healthcare does not affect your statutory rights.

If you have any problems with our products, please contact us at the address below.

If you have experienced an injury, contact us but feel free to contact the Medicines and Healthcare products Regulatory Agency at:

[devices.regulatory@mhra.gov.uk](mailto:devices.regulatory@mhra.gov.uk)



**NRS HEALTHCARE** Sherwood House,  
Cartwright Way, Forest Business Park, Bardon  
Hill, Coalville, Leicestershire, LE67 1UB, UK.



**NRS HEALTHCARE** 4C Altona Road, Blaris  
Industrial Estate, Lisburn, Co Antrim,  
Northern Ireland BT27 5QB

Tel: Customer Services: +44 (0)345 121 8111

Email: [customerservice@nrshealthcare.co.uk](mailto:customerservice@nrshealthcare.co.uk)

**NRS Healthcare** is a leading supplier of community equipment and daily living aids.

Please visit one of our websites to view our full range of products:

[www.healthcarepro.co.uk](http://www.healthcarepro.co.uk) or [www.completecareshop.co.uk](http://www.completecareshop.co.uk)