

## Risk Assessment Notes:

- ✓ Material will wash at 72°C
- ✓ Waterproofed and breathable top coating to reduce sweating and improve comfort
- ✓ Can be safely tumble dried at low to medium setting
- ▲ Care **must** be taken to avoid slip hazard on floors
- ✗ Sheets not to be left near exposed/naked flames
- ✓ Anti slip material included in bottom panel to prevent unwanted movement of sheet
- ✓ Three internal locking strips to improve patient/client safety
- ▲ Always ensure that the patient cannot reasonably be moved without assistance and that this is the most appropriate equipment for the task

## Used by:

- ✓ The patient/client unassisted
- ✓ The patient/client with assistance
- ✓ Paramedic/Emergency Services
- ✓ Community Based Staff
- ✓ General Ward Staff
- ✓ Nursing and Residential Home Staff

## ***Glide & Lock*** Standard & Cushioned

- Repeated repositioning of clients whilst sat in chair/bed
- Helps prevent slipping back down the chair/bed
- Safe & easy movement of patients /clients whilst in bed or in a chair which removes the need to lift
- Reducing the effects of friction on skin
- 'Long term' repositioning - no need for removal after repositioning providing safety measures in place
- Assisted version with handles available as standard
- Product training service available

Breathable/Waterproof outer cover

Non slip panel for extra grip

Single direction locking slide strips

Cushioned/Wipeable  
Glide & Lock

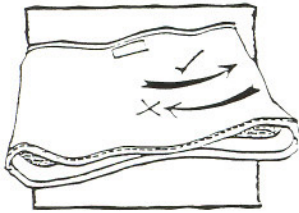
### Please don't forget

- Please use in accordance with your organisations policies and procedures.
- Appropriate use of moving and handling equipment **reduces** the risk of injury/damage.
- Products must be maintained / cleaned in accordance with guidelines to prevent cross contamination / cross infection

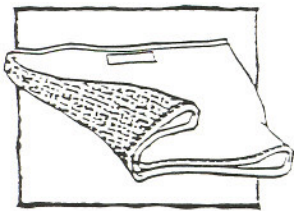


# Glide & Lock

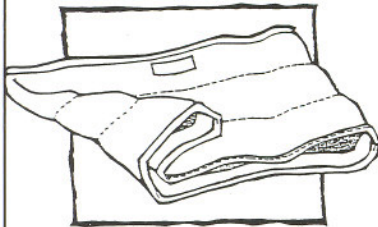
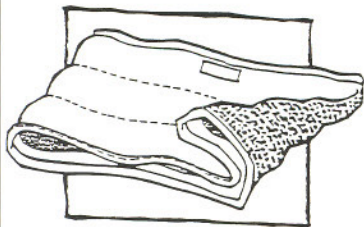
## Standard & Cushioned



Moves in one direction  
but not the other



Glide and Lock  
showing anti slip base



Cushioned Glide and Lock  
sheets: These are identical to  
Glide and Lock sheets but have  
cushioning to help people who  
need extra comfort.  
Pressure relief version also  
available.

Glide and Locks are available in any size that you require but standard sizes are as follows:  
35cm x 45cm for wheelchairs  
46cm x 50cm for standard use in wheelchairs, chairs and beds  
65cm x 80cm for very large people /for use in beds

These products are available in either the standard, breathable (80%) and waterproof finish or with a wipeable top surface. Although this wipeable surface is not as breathable as the standard model, it does offer a more convenient surface for certain wards and departments.

We also manufacture Glide and Locks with the anti-slip or other fabric all around if required. All Glide and Locks are available with cushioning to aid patient comfort and we also have a special range of **Pressure Reducing Glide and Locks**. (see leaflet).

### Good Practice Points:

1. Check that the direction of the locking mechanism is correct (see directional arrows on the label). The normal positioning is for the anti-slip panel to be face down on the chair whilst the label is on the top surface and on the carers' left hand side. (See diagrams)
2. Insert the sheet prior to seating the patient/client. Log rolling can be used for those in bed.
3. For maximum effect the client's posterior must not 'over-shoot' the Glide and Lock sheet and after movement the client must be sat up completely on the sheet.
4. Wherever possible ask/help the patient/client to help themselves.
5. Removal is best achieved by either manoeuvring the client to the edge of the chair and standing the client up, or by log-rolling.
6. **It is strongly advised that the patient/client is checked regularly** whilst positioned on the Glide & Lock sheet. If their position has changed slightly staff can rectify this by sliding them back a little more on the product.
7. **Regular cleaning is essential.** This is because, over a period of time, dust can build up on the anti-slip fabric and cause it to lose some of its adhesive qualities

### Washing/Cleaning Instructions:

The sheets can be washed at 72°C. Either drip dry or tumble dry on a low-medium heat. Do not iron. Do not use chlorine bleach.

### Important - Ordering Codes:

Please add the (H) to the code only when handled version is required

Standard Glide & Lock Sheet	
Size (w x l)	Order Code
43cm x 45cm	GL(H)3545
48cm x 53cm	GL(H)4650
65cm x 80cm	GL(H)6580

Cushioned Glide & Lock Sheet	
Size (w x l)	Order Code
43cm x 45cm	GLC(H)3545
48cm x 53cm	GLC(H)4650
65cm x 80cm	GLC(H)6580

Wipeable Glide & Lock Sheet	
Size (w x l)	Order Code
43cm x 45cm	GLW(H)3545
48cm x 53cm	GLW(H)4650
65cm x 80cm	GLW(H)6580

Wipeable & Cushioned Glide & Lock Sheet	
Size (w x l)	Order Code
43cm x 45cm	GLCW(H)3545
48cm x 53cm	GLCW(H)4650
65cm x 80cm	GLCW(H)6580

Hospital Direct (Marketing) Ltd  
The Green, Clun, Shropshire, SY7 8LG  
Tel: 01588 640144 Fax: 01588 640661  
Email: [sales@hospitaldirectinternational.co.uk](mailto:sales@hospitaldirectinternational.co.uk)  
Web site: [www.patient-handling.com](http://www.patient-handling.com)